


Town of Greene Annual Report

Year Ending
December 31, 2021





The Town of Greene dedicates the 2022 Annual Town Report to Mr. Ron Grant. Ron served on the Greene Board of Selectmen for 20 years, from 1996 until his retirement in 2016. During his tenure on the board, for which he also served as chairman for several years toward the end of his service, he was involved in many positive changes in our town, such as the building of the new Greene Fire Station and the new Town Office, to name a few. The Town of Greene wishes to thank Ron for his many years of service and dedication to our town, which he helped in continuing to make it a Town in which we are all proud to call home. Thank you, Ron.




TABLE OF CONTENTS

- Front cover
- Dedication
- Town officials
- County, State, and Federal officials
- Town committees
- Selectmen letter
- Governor Janet Mills letter
- State Representative Thomas Martin letter
- State Senator Jeffrey Timberlake letter
- US Representative Jared Golden letter
- US Senator Susan Collins letter
- MSAD Superintendent Kimberly Brandt letter
- 2021 Municipal Tax Rate Calculation
- Town Appropriations
- Unpaid Real Estate 2021
- Unpaid Real Estate 2020
- Unpaid Real Estate 2019
- Unpaid Real Estate 2018 and prior
- Unpaid Personal Property 2021
- Unpaid Personal Property 2020 and prior
- Abatements & Supplements
- Town Clerk report
- Registrar report
- BMV Agent report
- IF&W Agent report
- Animal Control Officer report
- Conservation Committee report
- Fire Dept report
- Planning Board/CEO report
- Winter parking ban ordinance
- Cemetery report
- Library report
- Thompson Fund report & portfolio summary
- Historical Society report
- Real Estate collection list
- Personal Property collection list
- Annual Town Meeting warrants
- Amendments to Land Use Ordinance
- Annual Town Meeting appropriations
- Dates to remember
- Phone directory

TOWN OF GREENE OFFICE

220 Main Street, Greene, Maine 04236

Telephone 207 946-5146

Fax 207 946-2102

TownOfGreene.net

TOWN OFFICIALS

Town Manager

Darlene Beaulieu

Town Clerk ~ Treasurer

Road Commissioner ~ Tax Collector

General Assistance Administrator

Selectmen, Assessors, & Overseers of Poor

Anthony Reny, Chairman (2023)

Donald Bedford (2022)

Glenn Chateaufort (2023)

Kevin Mower (2024)

John Soucy (2022)

Assistants to Town Manager

Anne Swiatocha

Deputy Town Clerk

Deputy Treasurer

Deputy Tax Collector

Deputy Registrar of Voters

Alexander Pawson

Deputy Town Clerk

Deputy Tax Collector

Annie DeRocher

Deputy Town Clerk

Deputy Registrar of Voters

Animal Control Officer

Wendell Strout, Jr

Public Works Foreman

Gary Bedford

Code Enforcement Officer

Brent Armstrong

Plumbing Inspector

Brent Armstrong

Health Officer

Gayle Farris (2022)

Emergency Management Director

Vacant

MSAD #52 Superintendent

Kimberly Brandt

911 Addressing Coordinator

Brent Armstrong

MSAD #52 Directors

Brooke Nadeau (2023)

Yuri Kowalski (2022)

Kyle Purington (2024)

Fire Chief/Fire Warden

John Soucy

ANDROSCOGGIN COUNTY OFFICIALS

County Commissioner (District 3)

Brian Ames (2022)
207 753-2500

Androscoggin Sheriff

Eric Samson
2 Turner Street, Auburn, ME 04210
207 784-7361

STATE OFFICIALS

Governor Janet Mills

1 State House Station, Augusta, ME 04330
Telephone 207 287-3531

State Representative (District 57)

Thomas Martin, Jr

2 State House Station, Augusta, ME 04333
Telephone 207 287-1400 ~ TTY 207 289-4469 ~ Toll-free 800 423-2900
E-mail Thomas.Martin@legislature.maine.gov

State Senator (District 22)

Jeffrey Timberlake

3 State House Station, Augusta, ME 04333
Telephone 207 287-1505 ~ TTY 207 287-1583 ~ Toll-free 800 423-6900
E-mail Jeffrey.Timberlake@legislature.maine.gov

WASHINGTON OFFICIALS

Representative to Congress (District 2)

Jared Golden

179 Lisbon Street, Lewiston, ME 04240
Telephone 207 241-6767
golden.house.gov

United States Senators (District 2)

Angus S. King, Jr

4 Gabriel Drive, Suite 1, Augusta, ME 04330
Telephone 207 622-8292
king.senate.gov

Susan Collins

55 Lisbon Street, Lewiston, ME 04240
Telephone 207 784-6969
collins.senate.gov

COMMITTEES 2021

Appeals Board

Kevin Mower, BOS REP
Steve Lebrun, Chair 2022
Michael Albert, 2024
George Farris Jr, 2025
Philippe Lavoie, 2025
Wendell Strout, 2027

Broadband Committee

Carl Bucciantini
Joyce Bucciantini
Justin Lafontaine
Vacant
Vacant

Budget Committee

Anthony Reny, BOS REP
Brent Armstrong
Holly Ewing
Steve Goulet
Robin Healy
Robert Hodgkins
Phil Lavoie
Philippe Moreau
George Farris Jr
Freeland Witham

Cable TV

Donald Bedford, BOS REP
Sally Ann Hebert, Chair
Richard Clark
Michael Stephanak

Capital Improvement

Kevin Mower, BOS REP
Gary Bedford
George Farris Jr
Steve Goulet
Peter Jolicoeur
Phil Lavoie
David Lepage
Thomas Martin Jr
Dan Moreau
Philippe Moreau
Bruce Sanford

Comprehensive Plan

Glenn Chateauvert, BOS REP
Thomas Crosby
Rachel Goulet
Steve Goulet
David Lepage
Judy Marden
Anthony Reny
Mitchell Ross
Steve Royer

Conservation Commission

Glenn Chateauvert, BOS REP
Breanna Allard
Megan Bates
Joseph Coady
Julia Coady
Michael Gagnon
Annette Roy
David Roy

Constables

Lucien Asselin
Harry Darling
Harry Gorman
Steven Chouinard

Green Community Scholarship Committee

Vacant, BOS REP
Sara Knowlton, Chair
Christos Gianopoulos
Stephanie Girouard
Judy Marden
Louis Moreau
Cheryl Ward

Greene Village Day Celebration

John Soucy, BOS REP
Breanna Allard
Julia Coady
Caitlin Saras

Greene Volunteer Fire Dept. Benevolent Fund

Vacant, BOS REP
Barbara Bubier
Phil Lavoie
John Soucy

Julia Adams Morse Library

Deborah Beam, 2023
Christine Gianopoulos, 2025
Todd Hofacker, 2022
Greg D'Augustine, 2026
Jeanine Negley, 2024
Julie Crosby, 2022

Parks & Recreation Committee

Anthony Reny, BOS REP
Glenn Chateauvert
Andre Leblanc
Scott Marquis
Eric Smith
Wendell Strout Jr
Vacant

Ella A. Thompson Committee

Sandra Bubier, 2024
Erika Lafontaine, 2024
Gail McGray, 2022
Donald Rose, 2023
Ellen Wood, 2023

Planning Board

Donald Bedford, BOS REP
Donald Ferrara, Chair 2022
Byron Boyington, 2022
Robert Hodgkins, 2022
Peter Jolicoeur, Secretary 2023
Norman Koch, 2023
Mark Randall, 2022
Joe Turmel, 2022

Sabattus Lake Dam Commission

Glenn Chateauvert, BOS REP
Steve Wood, 2023

Solid Waste

John Soucy, BOS REP
Kevin Berry
Byron Boyington
Holly Ewing
Dan Fecteau
Matt Higgins
Robert Hodgkins
Adam Varney

If you are interested in serving on any of these committees,
an application is available at the Town Office and at TownOfGreene.net.
We wish to thank the dedicated volunteers who have served many hours to their community.

To the Citizens of our Town of Greene,

Our Town and its citizens have made it through another year, which proved to be loaded with all types and sizes of challenges for most, if not all of us. But we have made it through. 2021 saw the closing of the transfer station on Sundays, which undoubtedly has proven to be a hardship for some. Please be assured that we are working towards changing that. As we all are quite aware, hiring willing help is difficult, even under the best of circumstances, but we will keep trying.

Covid 19 has been, and remains a thorn in the side of everyone, but at the time of the writing of this letter, there appear to be some positive signs in the battle against the pandemic. Let's keep working together, in a respectful and as cordial a manner as possible, to defeat this scourge. As a community, we will rise above it. For the citizens in our town, and everywhere else, that have lost a loved one because of the pandemic, we offer our sincere condolences. We also offer our condolences to all the families in our town that have lost a loved one through 2021. Losing family and friends is never a pleasant part of life for anyone.

Our public works department employees have risen to every occasion to provide our town with the best service that our tax dollars can provide. The dedicated members of the public works team deserve kudos from all of us. Thank you to all our highway crew for the great work you've performed.

The volunteer fire department continues to serve our town, and surrounding communities, with the dedication and professionalism that truly exemplifies the qualities of the citizens of Greene. Thank you all.

The transfer station employees continue to do the absolute best that they can to provide a service for the town, one that we can be proud of. Thank you all.

The town office staff is proving to be a very resilient, and dedicated group of individuals, who work well together. We look forward to bringing in a new Town Manager once the hiring process is complete, that can lead our wonderful staff into the future.

We will continue to work at bringing our roads to a level of service that we all want, as time, weather and financial capabilities allow us. As we move forward in the upcoming budget process, we will be looking at continuing to bring roads to a higher standard in areas where they were not part of the initial bond approved at town meeting in 2018. We are doing this while maintaining the paved roads, and very importantly, keeping an eye on the affect that projects can have on the tax levy.

Once again, we find ourselves engaged in trying to control county spending, while demands for increased services from the Androscoggin County government continue to grow. It is important that the Town of Greene continue its presence on the budget committee, to continue providing true checks and balances. Also, please be engaged in our MSAD 52 School District. It is a major portion of the tax burden for our community.

As a town, we continue to work diligently year after year at keeping the tax levy of the municipal side as low as possible and will always continue to do so.

There are many things that take place daily that make this town a vibrant and caring community. We would like to thank all the Town employees, volunteers, and citizens of Greene for making this such a wonderful place to call home. And as we ask each year, if you feel the calling to volunteer on one or several of the groups and committees that we have in town, please reach out to the staff at the town office for assistance in doing so. **Also, let's do the right thing and keep a lookout for our neighbors who may need a hand from time to time, as it's the right thing to do.**

In closing, we the selectmen want to thank you all again for allowing us to serve you as your elected representatives in town.

Sincerely,

Donald Bedford, Glenn Chateauvert, Kevin Mower, Anthony Reny & John Soucy
Greene Board of Selectman.



STATE OF MAINE
OFFICE OF THE GOVERNOR
1 STATE HOUSE STATION
AUGUSTA, MAINE
04333-0001

Dear Friends:

For three years it has been my privilege to guide our great state, working with the Legislature to keep Maine people safe and put our economy on a path to recovery.

Since the arrival of the COVID-19 vaccines in December 2020, we have worked hard to get as many shots into the arms of Maine people as quickly as possible. In the last year, more than a million Maine people have gotten fully vaccinated from COVID-19. It is thanks to them that our state has one of highest vaccination rates and one of the lowest death rates from COVID-19, despite having a much older population than other states. People are coming to Maine because we are one of the safest states in the nation.

Following the recommendations of the Economic Recovery Committee, our economy has not only fully recovered, but has surpassed pre-pandemic projections and unemployment claims have dropped to pre-pandemic levels. And, last year, I was pleased to sign a balanced, bipartisan budget that **finally achieves the State's commitment to 55 percent education funding, fully restores revenue sharing, and expands property tax relief for Maine residents.**

Maine can be proud of our nation-leading progress, but our work is far from done. Through the Maine Jobs & Recovery Plan, we will continue to address our longstanding workforce shortage, the expansion of broadband, education and job training opportunities, housing, child care, and transportation. Drawing on the hard work and resilience of Maine people, together we will rebuild our economy and rise from this unprecedented challenge a state that is stronger than ever.

In 2022, I will be focused on our economy, on our climate, on our kids, on keeping people safe and on the health and welfare of all Maine people. We have persevered, and, while challenges remain, we will get through them together. I am proud of the people of Maine, and I am proud to be your Governor.

Thank you,

A handwritten signature in dark ink, appearing to read "Janet T. Mills".

Janet T. Mills
Governor



HOUSE OF REPRESENTATIVES

2 STATE HOUSE STATION
AUGUSTA, MAINE 04333-0002
(207) 287-1440
TTY: (207) 287-4469

Thomas H. Martin, Jr.

25 Lake Shore Drive
Greene, ME 04236
Cell Phone: (207) 692-6837
Thomas.Martin@legislature.maine.gov

January 2022

Dear Friends and Neighbors of Greene,

As we start the new year, I wanted to express my appreciation that you have once again entrusted me with the responsibility of being your State Representative. I continue to proudly serve on the Joint Standing Committee on Transportation.

The first session of the 130th Legislature convened in the midst of the COVID-19 pandemic, which meant we met in the Augusta Civic Center every few weeks through May 19 to preserve social distancing for safety. This enabled us to begin voting on over two thousand bills that were before us. Committee meetings and hearings were and continue to be streamed on "Zoom". We did finally get back to our chamber in the State House and finished business on July 19. We met again briefly this fall to vote on redistricting.

I encourage you to actively participate in your state government. Phone calls and letters are always welcome. With the wider use of technology, meetings and hearings are more accessible than ever. Using the homepage of the Maine Legislature:

Legislature.Maine.Gov, you will find access to Zoom meetings and YouTube videos. I also send a weekly email with current state news. If you wish to receive these updates, please contact me at Thomas.Martin@legislature.maine.gov and I will gladly add you to our list.

Again, thank you for giving me the honor and privilege of serving you at the State House and may you all have a safe and healthy 2022.

Sincerely,

A handwritten signature in cursive script, appearing to read "Thomas H. Martin, Jr.", written in dark ink.

Thomas H. Martin, Jr.
State Representative

130th Legislature
Senate of
Maine
Senate District 22

Senator Jeffrey Timberlake
Senate Republican Leader
3 State House Station
Augusta, ME 04333-0003
(207) 287-1505

February 2022

Dear Friends:

Thank you for the opportunity to serve as your State Senator. I am honored by the trust you have placed in me to be your voice in Augusta on behalf of District 22.


The First Regular Session of the 130th Legislature was conducted as never before in Maine's history. Legislative sessions were held at the Augusta Civic Center; and public hearings and work sessions, traditionally held in committee rooms at the State House, took place virtually online. Given the unusual nature of how the Legislature met to accommodate safety considerations required by the COVID-19 pandemic, it was still critical the public be able to have access in playing a vital role in the work of the Legislature; and processes were put in place to ensure ease of participation.

Before adjourning the First Session in July of 2021, the Legislature passed a supplemental budget and determined how the American Rescue Plan funds should be appropriated. We also passed legislation to give back \$150 million in surplus revenue to taxpayers as a one-time payment that was distributed to hard-working Mainers.

The Second Regular Session of the 130th Legislature convened in January 2022. Rest assured I will continue to support measures that will assist Mainers and small businesses who have struggled as a result of the pandemic. As the Senate Republican Leader, I will continue to listen to all viewpoints and examine critical legislation with a keen eye and open mind. Working with other legislative leaders to ensure the best interests of all Mainers is a responsibility I take very seriously.

If you have any questions or need assistance in navigating state bureaucracy, please do not hesitate to contact me at 207-287-1505 or jeffrey.timberlake@legislature.maine.gov. Additionally, you can sign up to receive regular legislative updates at www.mesenategop.com.

Sincerely,


Jeffrey Timberlake
State Senator



Jared Golden
Congress of the United States
2nd District of Maine

Dear Friends,

I hope this letter finds you safe and well. It remains a privilege to represent you in Congress, and I appreciate the opportunity to update you on what I have been working on for the people of the Second Congressional District.

This year, our small businesses, workers and families, hospitals, states, and towns continued to face challenges related to the coronavirus pandemic. COVID-19 has been a serious threat to public health and our economy that requires a comprehensive, ongoing response. While we are not yet out of the woods, there is a light at the end of the tunnel. Still, I know there are many Mainers who will continue to need assistance getting through this pandemic. I am committed to making sure our communities' most urgent needs are met to get our economy back on track.

One thing I am particularly proud of this year is that Democrats, Republicans, and the Biden Administration worked together to pass the bipartisan *Infrastructure Investment and Jobs Act*, which will make a once-in-a-generation investment in our nation's infrastructure and support Maine jobs. This bill will bring \$1.3 billion to Maine for highways and \$225 million for bridge replacement and repairs, as well as \$234 million to improve public transportation options. It will also allocate over \$100 million to help provide broadband access to the 42,000 Mainers currently without it and make 310,000 Mainers eligible for the Affordable Connectivity Benefit to help families pay for internet access. Crucially, it will also provide Maine with \$390 million to combat Maine's historically high rates of lead poisoning by replacing lead pipes and allowing Maine families access to clean drinking water.

Another one of my priorities in Congress is protecting Maine jobs. For one, shipbuilders at Bath Iron Works are a vital part of our economy, and the ships they build are critical to our national security. Throughout 2021, I led the Maine congressional delegation in pushing back against the Biden Administration's proposed decrease in DDG-51 shipbuilding, a proposal that would have had serious consequences for the shipbuilding workforce at BIW, one of the two shipyards that produces these destroyers, and American naval capabilities around the world. We fought successfully to include authorization for construction of three new DDG-51 destroyers in the final National Defense Authorization Act. I will continue to work hard with my colleagues on the House Armed Services Committee to ensure that we protect our national security and shipbuilding jobs in Maine.

My most meaningful work in Congress continues to be providing direct assistance to Mainers. My staff and I stand ready to serve you. If you are looking for assistance with a federal agency, help for your small business, or want to keep me informed about the issues that matter to you, please reach out to one of my offices below:

- **Caribou Office:** 7 Hatch Drive, Suite 230, Caribou ME 04736. Phone: (207) 492-6009
- **Bangor Office:** 6 State Street, Bangor ME 04401. Phone: (207) 249-7400
- **Lewiston Office:** 179 Lisbon Street, Lewiston ME 04240. Phone: (207) 241-6767

I am especially glad to share that my wife Izzy and I were pleased to welcome our daughter, Rosemary, into the world this year. Mom and baby are happy and healthy, and we're so thankful for this blessing. We look forward to showing her the beauty of Maine in the months and years ahead.

Sincerely,

Jared F. Golden
Member of Congress

SUSAN M. COLLINS
MAINE

413 DIRKSEN SENATE OFFICE BUILDING
WASHINGTON, DC 20510-1904
(202) 224-2523
(202) 224-2593 (FAX)

United States Senate

WASHINGTON, DC 20510-1904

COMMITTEES:
APPROPRIATIONS
HEALTH, EDUCATION,
LABOR, AND PENSIONS
SELECT COMMITTEE
ON INTELLIGENCE
SPECIAL COMMITTEE
ON AGING

Dear Friends:

I am deeply honored to serve the people of Maine in the U.S. Senate, and I welcome this opportunity to share some of the areas I have been working on over the past year.

The ongoing COVID-19 pandemic continues to pose enormous challenges for our state and our country. When the pandemic began, I co-authored the Paycheck Protection Program that helped small businesses remain afloat and keep their employees paid. In Maine, our small businesses received more than 47,000 forgivable loans totaling \$3.2 billion. I also led efforts to provide relief for loggers, lobstermen, and bus companies.

In addition, I helped secure \$700 million to assist **Maine's overwhelmed hospitals and nursing homes**, and a new law I led prevented Medicare payment cuts to help further ease the financial strain on our hospitals. I also urged the CDC to update its recommendations so that our students and teachers could safely return to their classrooms, and I pressed the Administration to end the closure of the U.S.-Canada border.

While addressing the pandemic has been a major focus, **I've also worked hard to ensure Maine's other needs are met.** A group of 10 Senators, of which I was a part, negotiated the landmark bipartisan infrastructure bill that was signed into law in November. I co-authored the section of the bill that will provide Maine with as much as \$300 million to expand high-speed internet in rural and underserved areas.

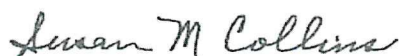
Soaring inflation is another crisis, particularly when it comes to the cost of heating oil. I have strongly supported federal programs that help Maine families stay warm. In November, Maine was awarded \$35 million to help low-income Mainers pay their energy bills. And the bipartisan infrastructure bill included \$3.5 billion to help families make energy efficiency improvements that would permanently lower their heating costs.

As a senior member of the Appropriations Committee, I have supported **investments in Maine's communities.** **This year's funding bills include \$265 million I championed for 106 projects across Maine.** These projects would help create jobs, improve workforce training, address the opioid crisis, and increase access to childcare and health care services. In addition, I worked to reverse proposed cuts to our Navy in order to help protect America and keep the skilled workers at Bath Iron Works on the job. The bills also include \$475 million for the construction of a new dry dock at **Maine's Portsmouth Naval Shipyard** that will allow the Navy to continue to carry out its submarine missions. I will keep working to get these important bills enacted.

No one works harder than the people of Maine, and this year I honored that work ethic when I cast my 8,000th consecutive vote, becoming the only Senator in history to do so without ever having missed a roll call vote. The Lugar Center at Georgetown University once again ranked me as the most bipartisan Senator for the eighth year in a row.

In the New Year, I will keep working to solve problems and make life better for the people of Maine and America. May 2022 be a happy, healthy, and successful one for you, your family, and our state.

Sincerely,



Susan M. Collins
United States Senator

MSAD 52 Greene, Leeds and Turner
January 2022

Dear Greene Residents:

MSAD 52 students are in school five days each week this year! Time with teachers and peers and access to mental health support allows students to thrive and learn. Students are also very happy to be able to participate in sports and other after-school activities. Schools across the District have held various fundraisers such as the Betty White Challenge for Mission Working Dogs and Community Cat Advocates and Coins for Kentucky to help an elementary school there after the devastating tornado. The Jobs for Maine Graduates program sponsored a career fair for all interested LAHS students that included local colleges and universities such as the University of Maine, Husson University, University of New England, St. Joseph's College, Central Maine Community College and others. Several local businesses including BIW, Cianbro, Seabee Electric, John F Murphy MMCC, Poland Springs, Black Bear Support Service and Hannaford, among others, also attended as did representatives from the Navy, Army, Marine Corps and Air Force. All of these activities bring a sense of belonging and normality, which is so critical for our students now.

COVID-19 continues to present challenges, as it has done over the last two school years. As numbers of positive cases have increased, so has the number of students in quarantine. Quarantining is extremely disruptive for a child's education and for families who must scramble to find childcare. Teachers and staff have faced challenges with teaching the students in front of them five days each week while also providing lessons for those students who are out and then catching them back up when they return to school. Now, because MSAD 52 has universal masking, close contacts do not need to quarantine from school. They can still attend school and school activities, as long as they are asymptomatic. This means less educational and family disruption. Even with all the challenges presented by the pandemic, MSAD 52 schools remain open, students are in-person five days each week and they are engaged and learning. Staff reports that students are happy to be back in-person and teachers and staff are thrilled to have them every day.

In March 2020 the most immediate concern was for those students who depend on their schools for meals. Thanks to Food Service Director Dave Roberts and his staff, meals have been provided to the children in our communities since day one. This has been a huge undertaking and one that our professionals have managed with great success. Their dedication continues to be greatly appreciated.

MSAD 52 teachers and staff are looking forward to the progress and growth students will make this year because of being in school full-time. We are all looking forward to the time when the pandemic is behind us.

Sincerely,



Kimberly Brandt, Superintendent of Schools

GREENE

Municipality

MAINE REVENUE SERVICES - 2021 MUNICIPAL VALUATION RETURN

(36 M.R.S. § 383)

DUE DATE - NOVEMBER 1, 2021 (or within 30 days of commitment, whichever is later)

1. County: **Androscoggin**

Commitment Date: **7/12/2021**
mm/dd/yyyy

2. Municipality **GREENE**

3. 2021 Certified Ratio (Percentage of current just value upon which assessments are based.) 3 **97.00%**
Homestead, veterans, blind, and BETE Exemptions, Tree Growth and Farmland values must be adjusted by this percentage

TAXABLE VALUATION OF REAL ESTATE

(Exclude exempt valuation of all categories)

4. Land (include value of transmission, distribution lines and substations, dams and power houses) 4 **140,417,890**

5. Buildings 5 **202,088,770**

6. Total taxable valuation of real estate (sum of lines 4 & 5 above) 6 **342,506,660**
(must match Municipal Tax Rate Calculation Standard Form page 10, line 1)

TAXABLE VALUATION OF PERSONAL PROPERTY

(Exclude exempt valuation of all categories)

7. Production machinery and equipment 7 **0**

8. Business equipment (furniture, furnishings and fixtures) 8 **0**

9. All other personal property 9 **3,565,800**

10. Total taxable valuation of personal property (sum of lines 7 through 9 above) 10 **3,565,800**
(must match Municipal Tax Rate Calculation Standard Form page 10, line 2)

OTHER TAX INFORMATION

11. Total taxable valuation of real estate and personal property (sum of lines 6 & 10 above) 11 **346,072,460**
(must match Municipal Tax Rate Calculation Standard Form page 10, line 3)

12. 2021 Property Tax Rate (example .01520) 12 **0.017100**

13. 2021 Property Tax Levy (includes overlay and any fractional gains from rounding) 13 **\$5,917,839.07**
Note: This is the exact amount of 2021 tax actually committed to the collector
(must match Municipal Tax Rate Calculation Standard Form page 10, line 19)

HOMESTEAD EXEMPTION REIMBURSEMENT CLAIM

Homestead exemptions must be adjusted by the municipality's certified ratio

14. a. Total number of \$25,000 homestead exemptions granted 14a **1,080**

b. Total exempt value for all \$25,000 homestead exemptions granted (Line 14a x \$25,000) 14b **26,190,000**

c. Total number of properties fully exempted (valued less than \$25,000) by homestead exemptions granted 14c **16**

d. Total exempt value for all properties fully exempted (valued less than \$25,000) by homestead exemptions granted 14d **224,360**

e. Total number of homestead exemptions granted (sum of 14a & 14c) 14e **1,096**

f. Total exempt value for all homestead exemptions granted (sum of 14b & 14d) 14f **26,414,360**
(Must match Municipal Tax Rate Calculation Standard Form page 10, line 4a)

g. Total assessed value of all homestead qualified property (land and buildings) 14g **199,532,800**

Municipality: GREENE

15. a. Number of BETE applications processed for tax year 2021	15a	<div style="border: 1px solid black; padding: 2px 10px;">17</div>
b. Number of BETE applications approved	15b	<div style="border: 1px solid black; padding: 2px 10px;">17</div>
c. Total exempt value of all BETE qualified property (Must match Municipal Tax Rate Calculation Standard Form page 10, line 5a)	15c	<div style="border: 1px solid black; padding: 2px 10px;">330,500</div>
d. Total exempt value of BETE property located in a municipal retention TIF district	15d	<div style="border: 1px solid black; padding: 2px 10px;">0</div>

16. a. Total amount of increased taxable valuation above original assessed value within TIF districts	16a	<input type="text" value="0.00"/>
b. Amount of captured assessed value within TIF districts	16b	<input type="text" value="0.00"/>
c. Property tax revenue that is appropriated and deposited into either a project cost account or a sinking fund account	16c	<input type="text" value="0.00"/>
d. BETE reimbursement revenue that is appropriated and deposited into either a project cost account or a sinking fund account	16d	<input type="text" value="\$0.00"/>

(Lines 16c and 16d combined must match Municipal Tax Rate Calculation Standard Form page 10, line 9)

EXCISE TAX	
17. a. Enter whether excise taxes are collected based on a calendar or fiscal year	17a CALENDAR
b. Motor vehicle excise tax collected	17b \$821,734.11
c. Watercraft excise tax collected	17c \$10,634.60

18.	Total valuation of distribution and transmission lines owned by electric utility companies	18	\$22,383,200
19.	Total valuation of all electrical generation facilities	19	\$0

20. Average per acre unit value used for undeveloped acreage (land not classified)	20	\$1,125
21. Classified forest land. (Do Not include land classified in Farmland as woodland)		
a. Number of parcels classified as of April 1, 2021	21a	24
b. Softwood acreage	21b	181.30
c. Mixed wood acreage	21c	973.90
d. Hardwood acreage	21d	362.85
e. Total number of acres of forest land only (sum of lines 21 b, c, and d above)	21e	1,518.05
22. Total assessed valuation of all classified forest land for tax year 2021	22	639,548
a. Per acre values used to assess Tree Growth classified forest land value:		
(1) Softwood	22a(1)	412.00
(2) Mixed Wood	22a(2)	444.00
(3) Hardwood	22a(3)	365.00

MAINE REVENUE SERVICES - 2021 MUNICIPAL VALUATION RETURN

Municipality: GREENE

TREE GROWTH TAX LAW CONTINUED

23. Number of forestland acres first classified for tax year 2021	23	38.50
24. Land withdrawn from Tree Growth classification (36 M.R.S. § 581)		
a. Total number of parcels withdrawn from 4/2/20 through 4/1/21	24a	0
b. Total number of acres withdrawn from 4/2/20 through 4/1/21	24b	0.00
c. Total value of penalties assessed by the municipality due to withdrawal of classified Tree Growth land from 4/2/20 through 4/1/21	24c	\$0.00
d. Total number of \$500 penalties assessed for non-compliance	24d	0
24-1 Since April 1, 2020, have any Tree Growth acres been transferred to Farmland?	24-1	No Yes/No

LAND CLASSIFIED UNDER THE FARM AND OPEN SPACE TAX LAW PROGRAM
(36 M.R.S. §§ 1101 to 1121)

FARM LAND:

25. Number of parcels classified as Farmland as of April 1, 2021	25	15
26. Number of acres first classified as Farmland for tax year 2021	26	0.00
27. a. Total number of acres of all land now classified as Farmland (Do not include Farm woodland)	27a	183.00
b. Total valuation of all land now classified as Farmland (Do not include Farm woodland)	27b	188,637
28. a. Number of <u>Farm</u> woodland acres:		
(1) Softwood acreage	28a(1)	123
(2) Mixed wood acreage	28a(2)	145.48
(3) Hardwood acreage	28a(3)	0
b. Total number of acres of all land now classified as <u>Farm</u> woodland	28b	268.48
c. Total valuation of all land now classified as <u>Farm</u> woodland	28c	115,300
d. Per acre rates used for <u>Farm</u> woodland:		
(1) Softwood	28d(1)	412
(2) Mixed Wood	28d(2)	444
(3) Hardwood	28d(3)	365
29. Land withdrawn from Farmland classification (36 M.R.S. § 1112)		
a. Total number of parcels withdrawn from 4/2/20 through 4/1/21	29a	0
b. Total number of acres withdrawn from 4/2/20 through 4/1/21	29b	0.00
c. Total value of penalties assessed by the municipality due to the withdrawal of classified Farmland from 4/2/20 through 4/1/21	29c	\$0.00

OPEN SPACE:

30. Number of parcels classified as Open Space as of April 1, 2021	30	13
31. Number of acres first classified as Open Space for tax year 2021	31	0.00
32. Total number of acres of land now classified as Open Space	32	811.86
33. Total valuation of all land now classified as Open Space	33	170,300

Municipality: **GREENE**

a. Total number of parcels withdrawn from 4/2/20 through 4/1/21	34a	0
b. Total number of acres withdrawn from 4/2/20 through 4/1/21	34b	0.00
c. Total value of penalties assessed by the municipality due to the withdrawal of classified Open Space land from 4/2/20 through 4/1/21	34c	\$0.00

35. Number of parcels classified as Working Waterfront as of April 1, 2021	35	0
36. Number of acres first classified as Working Waterfront for tax year 2021	36	0.00
37. Total acreage of all land now classified as Working Waterfront	37	0.00
38. Total valuation of all land now classified as Working Waterfront	38	0
39. Land withdrawn from Working Waterfront classification (36 M.R.S. § 1138)		
a. Total number of parcels withdrawn from 4/2/20 through 4/1/21	39a	0
b. Total number of acres withdrawn from 4/2/20 through 4/1/21	39b	0.00
c. Total value of penalties assessed by the municipality due to the withdrawal of classified Working Waterfront land from 4/2/20 through 4/1/21	39c	\$0.00

g. Pipes, fixtures, conduits, buildings, pumping stations, and other facilities of a public municipal corporation used for sewerage disposal if located outside the limits of the municipality (§ 651(1)(G))

40g 0

Municipality: GREENE

40. h. Property of benevolent and charitable institutions. (§ 652(1)(A))	40h	675,000
i. Property of literary and scientific institutions. (§ 652(1)(B))	40i	1,102,500
j. Property of the American Legion, Veterans of Foreign Wars, American Veterans, Sons of Union Veterans of the Civil War, Disabled American Veterans and Navy Clubs of the USA. (§ 652(1)(E))		
1) Total exempt value of veterans organizations.	40 j(1)	0
2) Exempt value attributable to purposes other than meetings, ceremonials, or instruction facilities (reimbursable exemption).	40 j(2)	0
k. Property of chambers of commerce or boards of trade (§ 652(1)(F))	40k	0
l. Property of houses of religious worship and parsonages (§ 652(1)(G))		
1) Number of parsonages within this municipality	40 l(1)	0
2) Total exempt value of those parsonages	40 l(2)	0
3) Total taxable value of those parsonages	40 l(3)	0
4) Total exempt value of all houses of religious worship	40 l(4)	1,848,500
TOTAL EXEMPT VALUE OF ALL HOUSES OF RELIGIOUS WORSHIP AND PARSONAGES (Sum of lines 40l(2) + 40l(4))	40l	1,848,500
m. Property owned or held in trust for fraternal organizations operating under the lodge system (do not include college fraternities) (§ 652(1)(H))	40m	0
n. Personal property leased by a benevolent and charitable organization exempt from taxation under § 501 of the Internal Revenue Code of 1954 and the primary purpose is the operation of a hospital licensed by the Dept. of Health and Human Services, health maintenance organization or blood bank (§ 652(1)(K)) (Value of property <u>owned</u> by a hospital should be reported on line 40h)	40n	0
o. Exempt value of real property of all persons determined to be legally blind (§ 654-A) (\$4,000 adjusted by certified ratio)	40o	11,640
p. Aqueducts, pipes and conduits of any corporation supplying a municipality with water (§ 656(1)(A))	40p	0
q. Animal waste storage facilities constructed after April 1, 1999 and certified as exempt by the Commissioner of Agriculture, Conservation and Forestry (§ 656(1)(J)) (reimbursable exemption)	40q	0
r. Pollution control facilities that are certified as such by the Commissioner of Environmental Protection (§ 656(1)(E))	40r	1,281,400
s. Snowmobile trail grooming equipment registered under 12 M.R.S. § 13113 (§ 655(1)(T)) (reimbursable exemption)	40s	0

MAINE REVENUE SERVICES - 2021 MUNICIPAL VALUATION RETURN

Municipality: GREENE

40t. VETERANS EXEMPTIONS - The following information is necessary in order to calculate reimbursement. (36 M.R.S. § 653)

SECTION 1: The section is only for those veterans who served during a federally recognized war period

Widower:

	NUMBER OF EXEMPTIONS	EXEMPT VALUE
1. Living male spouse or male parent of a deceased veteran \$6,000 adjusted by the certified ratio (§ 653(1)(D))	40t(1)A <input type="text" value="13"/>	40t(1)B <input type="text" value="\$75,660"/>

Revocable Living Trusts:

2. Paraplegic veteran (or their widow) who is the beneficiary of a revocable living trust. \$50,000 adjusted by the certified ratio (§ 653(1)(D-1))	40t(2)A <input type="text" value="0"/>	40t(2)B <input type="text" value="\$0"/>
3. All other veterans (or their widows) who are the beneficiaries of revocable living trusts. \$6,000 adjusted by the certified ratio (§ 653(1)(C) or (D))	40t(3)A <input type="text" value="0"/>	40t(3)B <input type="text" value="\$0"/>

WW I Veterans:

4. WW I veteran (or their widow) enlisted as Maine resident \$7,000 adjusted by the certified ratio (§ 653(1)(C-1) or (D-2))	40t(4)A <input type="text" value="0"/>	40t(4)B <input type="text" value="\$0"/>
5. WW I veteran (or their widow) enlisted as non-Maine resident \$7,000 adjusted by the certified ratio (§ 653(1)(C-1) or (D-2))	40t(5)A <input type="text" value="0"/>	40t(5)B <input type="text" value="\$0"/>

Paraplegic Veterans:

6. Paraplegic status veteran or their unremarried widow. \$50,000 adjusted by the certified ratio (§ 653(1)(D-1))	40t(6)A <input type="text" value="0"/>	40t(6)B <input type="text" value="\$0"/>
--	--	--

Cooperative Housing Corporation Veterans:

7. Qualifying Shareholder of Cooperative Housing Corporation \$6,000 adjusted by the certified ratio (§ 653(2))	40t(7)A <input type="text" value="0"/>	40t(7)B <input type="text" value="\$0"/>
--	--	--

All Other Veterans:

8. All other veterans (or their widows) enlisted as Maine residents. \$6,000 adjusted by the certified ratio (§ 653(1)(C)(1))	40t(8)A <input type="text" value="47"/>	40t(8)B <input type="text" value="\$273,540"/>
9. All other veterans (or their widows) enlisted as non-Maine residents. \$6,000 adjusted by the certified ratio (§ 653(1)(C)(1))	40t(9)A <input type="text" value="16"/>	40t(9)B <input type="text" value="\$93,120"/>

SECTION 2: This section is only for those veterans who did not serve during a federally recognized war period

	NUMBER OF EXEMPTIONS	EXEMPT VALUE
10. Veteran (or their widow) disabled in the line of duty. \$6,000 adjusted by the certified ratio (§ 653(1)(C)(2) or (D))	40t(10)A <input type="text" value="12"/>	40t(10)B <input type="text" value="\$75,660"/>
11. Veteran (or their widow) who served during the periods from August 24, 1982 to July 31, 1984 and December 20, 1989 to January 31, 1990. \$6,000 adjusted by the certified ratio. [§ 653(1)(C)(1) or (D)]	40t(11)A <input type="text" value="0"/>	40t(11)B <input type="text" value="\$0"/>
12. Veteran (or their widow) who served during the period from February 27, 1961 and August 5, 1964, but did not serve prior to February 1, 1955 or after August 4, 1964. \$6,000 adjusted by the certified ratio. [§ 653(1)(C)(1) or (D)]	40t(12)A <input type="text" value="0"/>	40t(12)B <input type="text" value="\$0"/>

Total number of ALL veteran exemptions granted in 2021 40t(A)

Total exempt value of ALL veteran exemptions granted in tax year 2021 40t(B)

MAINE REVENUE SERVICES - 2021 MUNICIPAL VALUATION RETURN

Municipality: GREENE

EXEMPT PROPERTY CONTINUED

40. u. Solar and wind energy equipment. § 655(1)(U) & 656(1)(k) (reimbursable exemption).

1) Total number of solar and wind energy equipment applications processed.	40 u(1)	<input type="text" value="0"/>
2) Total number of solar and wind energy equipment applications approved.	40 u(2)	<input type="text" value="0"/>
3) Total exempt value of solar and wind energy equipment.	40 u(3)	<input type="text" value="0"/>

40. v. Other. The Laws of the State of Maine provide for exemption of quasi-municipal organizations such as authorities districts and trust commissions. These exemptions will not be found in Title 36.

Examples: Section 5114 of Title 30-A provides for exemption of real and personal property of an Urban Renewal Authority or Chapter 164, P. & S.L. of 1971 provides for exemption of real estate owned by the Cobbossee-Annabessacook Authority. (See also 30-A M.R.S., § 5413, Revenue Producing Municipal Facilities Act.)

Enter the full name of the organization in your municipality that has been granted exempt status through such a law, the provision of the law granting the exemption and the estimated full value of real property.

NAME OF ORGANIZATION	PROVISION OF LAW	EXEMPT VALUE
<input type="text"/>	<input type="text"/>	<input type="text"/>
<input type="text"/>	<input type="text"/>	<input type="text"/>
<input type="text"/>	<input type="text"/>	<input type="text"/>
TOTAL		40v <input type="text" value="0"/>

40. TOTAL VALUE OF ALL PROPERTY EXEMPTED BY LAW

40
(sum of all exempt value)

MUNICIPAL RECORDS

41. a. Does your municipality have tax maps?

41a YES/NO

If yes, proceed to b, c and d. If no, move to line 42. Give date when tax maps were originally obtained and name of contractor. (This does not refer to the annual updating of tax maps.)

b. Date 41b mm/dd/yyyy

c. Name of contractor 41c

d. Are your tax maps PAPER, GIS, or CAD? 41d

42. Enter the number of land parcels within your municipality
(Not the number of tax bills)

42

43. Total **taxable** land **acreage** in your municipality.

43

44. a. Has a professional town-wide revaluation been completed in your municipality?

If yes, please answer the questions below.

44a YES/NO

If no, please proceed to line 45.

b. Did the revaluation include any of the following? Please enter each category with YES or NO.

44b (1) LAND

44b (2) BUILDINGS

44b (3) PERSONAL PROPERTY

c. Effective Date

44c mm/dd/yyyy

d. Contractor Name

44d

e. Cost

44e

MAINE REVENUE SERVICES - 2021 MUNICIPAL VALUATION RETURN

Municipality: GREENE

MUNICIPAL RECORDS CONTINUED

45. Enter the best choice that describes how the municipality administers its assessment function. Choose **SINGLE ASSESSOR, ASSESSORS' AGENT or BOARD OF ASSESSORS. Include the name of any single assessor or agent.**

a) Function 45a ASSESSORS'S AGENT
 b) Name 45b RENEE LACHAPELLE
 c) Email address 45c assessor@townofgreene.net

46. Enter the beginning and ending dates of the fiscal year in your municipality.

FROM 46a 1/1/2021 TO 46b 12/31/2021
 mm/dd/yyyy mm/dd/yyyy

47. Interest rate charged on overdue 2021 property taxes (36 M.R.S. § 505) 47 5.00
 (4.00% up to 6.00%)

48. Date(s) that 2021 property taxes are due.

48a 10/4/2021 48b
 48c 48d
 mm/dd/yyyy mm/dd/yyyy

49. Are your assessment records computerized?

49a YES YES/NO Name of software used 49b TRIO

50. Has your municipality implemented a local property tax relief program under 36 M.R.S. § 6232(1)?

50a NO YES/NO How many people qualified? 50b 0
 How much relief was granted? 50c \$0.00

51. Has your municipality implemented a local senior volunteer tax credit program under 36 M.R.S. § 6232(1-A)?

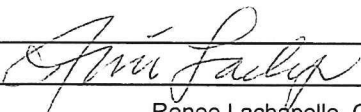
51a NO YES/NO How many people qualified? 51b 0
 How much relief was granted? 51c \$0.00

52. Has your municipality implemented a local property tax deferral for senior citizens under 36 M.R.S. § 6271?

52a YES/NO How many people qualified? 52b 0
 How much relief was granted? 52c \$0.00

I/We, the Assessor(s) of the Municipality of GREENE do state that the foregoing information contained herein is, to the best knowledge and belief of this office, reported correctly and that all of the requirements of the law have been followed in valuing, listing and submitting the information.

ASSESSOR(S)
SIGNATURES


Renee Lachapelle, CMA 4
Assessing Agent

DATE 10/29/2021
 mm/dd/yyyy

NOTICE: This return must be completed and sent to the Property Tax Division by November 1, 2021 or within 30 days after the commitment date, whichever is later, in order to avoid reduction or loss of any entitlement under the Tree Growth Tax Law municipal reimbursement program for the 2021 tax year.

MAINE REVENUE SERVICES - 2021 MUNICIPAL VALUATION RETURNMunicipality: **GREENE**

County: **Androscoggin**

VALUATION INFORMATION

1. Enter the number and type of new, demolished and converted residential buildings in your municipality since April 1, 2020, giving the approximate increase or decrease in full market value.

	One Family	Two Family	3-4 Family	5 Family Plus	Mobile Homes	Seasonal Homes
New	8				3	
Demolished						
Converted						
Valuation Increase (+)	\$1,671,200				\$262,600	
Valuation Loss (-)						
Net Increase/Loss	\$1,671,200	\$0	\$0	\$0	\$262,600	\$0

2. Enter any new industrial or commercial growth started or expanded since April 1, 2020, giving the approximate full market value and additional machinery, equipment, etc.

Town Line Self Storage LLC, Route 202, Map 2 Lot 53-A	\$774,600 RE
Dac Ventures, 587 College Rd, Map 2 Lot 62-1	\$437,900 RE

3. Enter any extreme losses in valuation since April 1, 2020, giving a brief explanation such as "fire" or "mill closing", etc. giving the loss at full market value.

[illegible]

4. Explain any general increase or decrease in valuation since April 1, 2020 based on revaluations, change in ratio used, adjustments, etc.

[illegible]

MAINE REVENUE SERVICES - 2021 MUNICIPAL TAX RATE CALCULATION STANDARD FORM

Municipality: GREENE

BE SURE TO COMPLETE THIS FORM BEFORE FILLING IN THE TAX ASSESSMENT WARRANT

- | | | | |
|---|------|--|--|
| 1. Total taxable valuation of real estate | 1 | 342,506,660 | |
| | | <small>(must match MVR Page 1, line 6)</small> | |
| 2. Total taxable valuation of personal property | 2 | 3,565,800 | |
| | | <small>(must match MVR Page 1, line 10)</small> | |
| 3. Total taxable valuation of real estate and personal property (Line 1 plus line 2) | 3 | 346,072,460 | |
| | | <small>(must match MVR Page 1, line 11)</small> | |
| 4. (a) Total exempt value for all homestead exemptions granted | 4(a) | 26,414,360 | |
| | | <small>(must match MVR Page 1, line 14f)</small> | |
| (b) Homestead exemption reimbursement value | 4(b) | 18,490,052 | |
| | | <small>(line 4(a) multiplied by 0.7)</small> | |
| 5. (a) Total exempt value of all BETE qualified property | 5(a) | 330,500 | |
| | | <small>(must match MVR Page 2, line 15c)</small> | |
| (b) The statutory standard reimbursement for 2021 is 50%
Municipalities with significant personal property & equipment
may qualify for more than 50% reimbursement. Contact MRS for the Enhanced Calculator Form. | 5(b) | 165,250 | |
| | | <small>(line 5(a) multiplied by 0.5)</small> | |
| | | DO NOT QUALIFY | |
| 6. Total valuation base (Line 3 plus line 4(b) plus line 5(b)) | 6 | 364,727,762 | |

ASSESSMENTS

- | | | | |
|---|----|--|--|
| 7. County tax | 7 | \$467,160.00 | |
| 8. Municipal appropriation | 8 | \$2,830,684.00 | |
| 9. TIF Financing plan amount | 9 | \$0.00 | |
| | | <small>(must match MVR Page 2, line 16c + 16d)</small> | |
| 10. Local education appropriation (local share/contribution)
(Adjusted to municipal fiscal year) | 10 | \$4,279,256.00 | |
| 11. Total assessments (Add lines 7 through 10) | 11 | \$7,577,100.00 | |

ALLOWABLE DEDUCTIONS

- | | | | |
|---|----|----------------|--|
| 12. Anticipated state municipal revenue sharing | 12 | \$360,000.00 | |
| 13. Other revenues: (All other revenues that have been formally
appropriated to reduce the commitment such as excise tax revenue, T.G. reimbursement, renewable energy reimbursement,
trust fund or bank interest income, appropriated surplus revenue, etc. (Do not include any homestead or BETE reimbursement) | 13 | \$1,032,600.00 | |
| 14. Total deductions (Line 12 plus line 13) | 14 | \$1,392,600.00 | |
| 15. Net to be raised by local property tax rate (Line 11 minus line 14) | 15 | \$6,184,500.00 | |

- | | | | | | | |
|-----|---|---|--------------------------------------|---|--|-------------------------|
| 16. | \$6,184,500.00 | x | 1.05 | = | \$6,493,725.00 | Maximum Allowable Tax |
| | <small>(Amount from line 15)</small> | | | | | |
| 17. | \$6,184,500.00 | ÷ | 364,727,762 | = | 0.016956 | Minimum Tax Rate |
| | <small>(Amount from line 15)</small> | | <small>(Amount from line 6)</small> | | | |
| 18. | \$6,493,725.00 | ÷ | 364,727,762 | = | 0.017804 | Maximum Tax Rate |
| | <small>(Amount from line 16)</small> | | <small>(Amount from line 6)</small> | | | |
| 19. | 346,072,460 | x | 0.017100 | = | \$5,917,839.07 | Tax for Commitment |
| | <small>(Amount from line 3)</small> | | <small>(Selected Rate)</small> | | <small>(Enter on MVR Page 1, line 13)</small> | |
| 20. | \$6,184,500.00 | x | 0.05 | = | \$309,225.00 | Maximum Overlay |
| | <small>(Amount from line 15)</small> | | | | | |
| 21. | 18,490,052 | x | 0.017100 | = | \$316,179.89 | Homestead Reimbursement |
| | <small>(Amount from line 4b)</small> | | <small>(Selected Rate)</small> | | <small>(Enter on line 8, Assessment Warrant)</small> | |
| 22. | 165,250 | x | 0.017100 | = | \$2,825.78 | BETE Reimbursement |
| | <small>(Amount from line 5b)</small> | | <small>(Selected Rate)</small> | | <small>(Enter on line 9, Assessment Warrant)</small> | |
| 23. | \$6,236,844.73 | - | \$6,184,500.00 | = | \$52,344.73 | Overlay |
| | <small>(Line 19 plus lines 21 and 22)</small> | | <small>(Amount from line 15)</small> | | <small>(Enter on line 5, Assessment Warrant)</small> | |




(If Line 23 exceeds Line 20 select a lower tax rate.)

Results from this completed form should be used to prepare the Municipal Tax Assessment Warrant,
Certificate of Assessment to Municipal Treasurer and Municipal Valuation Return.

ASSESSOR'S CERTIFICATION OF ASSESSMENT

I HEREBY CERTIFY, that the pages herein, numbered from 1 to 391 (real estate) and 1 to 14 (personal property) inclusive, contain a list and valuation of Estates, Real and Personal, liable to be taxed in the Municipality of Greene for State, County, District, and Municipal Taxes for the calendar year 1/1/2021 to 12/31/2021 as they existed on the 1st day of April, 2021.

IN WITNESS THEREOF, I have hereunto set my hands at Greene this 12th day of July, 2021.

Municipal Assessors

Town of Greene

2021 MUNICIPAL TAX ASSESSMENT WARRANT

State of Maine

Municipality: Greene

County: Cumberland

To: Darlene Beaulieu, Tax Collector

In the name of the State of Maine, you are hereby required to collect of each person named in the list herewith committed to you the amount set down on said list as payable by that person.

Assessments:

1. County Tax	\$467,160.00	
2. Municipal Appropriation	\$2,830,684.00	
3. TIF Financing Plan Amount	\$0.00	
4. School/Educational Appropriation	\$4,279,256.00	
5. Overlay (Not to exceed 5% of "Net to be Raised")	\$52,344.73	
6. Total Assessments		\$7,629,444.73

Deductions:

7. State Municipal Revenue Sharing	\$360,000.00	
8. Homestead Reimbursement	\$316,179.89	
9. BETE Reimbursement	\$2,825.78	
10. Other Revenue	\$1,032,600.00	
11. Total Deductions		\$1,711,605.67
12. Net Assessment for Commitment	(Line 6 minus line 11)	\$5,917,839.07

You are to pay to Darlene Beaulieu, the Municipal Treasurer, or to any successor in office, the taxes herewith committed, paying on the last day of each month all money collected by you, and you are to complete and make an account of your collections of the whole sum on or before October 4, 2021.

In the case of the neglect of any person to pay the sum required by said list until after October 4, 2021 you will add interest to so much thereof as remains unpaid at the rate of 5 % per annum, commencing October 5, 2021 to the time of payment, and collect the same with the tax remaining unpaid.

Given under my hand, as provided by a legal vote of the Municipality and Warrants received pursuant to the Laws of the State of Maine, this 12th day of July, 2021.

Anthony R. Berry
Kevin L. Howe
Ronald R. Bedford

Municipal Assessors

Town of Greene

CERTIFICATE OF COMMITMENT

To Darlene Beaulieu, the Collector of the Municipality of Greene, aforesaid.

Herewith are committed to you true lists of the assessments of the Estates of the persons wherein named; you are to levy and collect collect the same, of each one their respective amount, therein set down, of the sum total of **\$5,917,839.07** (being the amount of the lists contained herein), according to the tenor of the foregoing warrant.

Given under my hand this July 12, 2021.

Anthony R. Berry
Kevin L. Howe
Ronald R. Bedford

Municipal Assessors

Town of Greene

CERTIFICATION OF ASSESSMENT TO BE RETURNED TO MUNICIPAL TREASURER

STATE OF MAINE

County of: Androscoggin, ss.

I hereby certify, that I have assessed a tax on the estate, real and personal, liable to be taxed in the Municipality of Greene for the calendar year January 1, 2021 to December 31, 2021, at **0.01710** mills on the dollar, on a total taxable valuation of: **\$346,072,460**

Assessments:

1. County Tax	<u>\$467,160.00</u>	
2. Municipal Appropriation	<u>\$2,830,684.00</u>	
3. TIF Financing Plan Amount	<u>\$0.00</u>	
4. School/Educational Appropriation	<u>\$4,279,256.00</u>	
5. Overlay (Not to exceed 5% of Net To Be Raised)	<u>\$52,344.73</u>	
6. Total Assessments		\$7,629,444.73

Deductions:

7. State Municipal Revenue Sharing	<u>\$360,000.00</u>	
8. Homestead Exemption Reimbursement	<u>\$316,179.89</u>	
9. BETE Reimbursement	<u>\$2,825.78</u>	
10. Other Revenue	<u>\$1,032,600.00</u>	
11. Total Deductions		<u>\$1,711,605.67</u>
12. Net Assessment for Commitment	(Line 6 minus line 11)	\$5,917,839.07

Lists of all the same I have committed to Darlene Beaulieu, Tax Collector of said Municipality, with warrants in due form of law for collecting and paying the same to Darlene Beaulieu, Municipal Treasurer of said Municipality, or the successor in office, on or before such date, or dates, as provided by legal vote on the Municipality and warrants received pursuant to the laws of the State of Maine. (Title 36 section 712)

Given under my hand, this 12th day of July 2021.

Anthony R. Remy
Kevin L. Moore
Donald R. Redford

Municipal Assessors

Town of Greene

File the original with the Treasurer. File a copy in the valuation book.

Unpaid Real Estate 2021

NAME	BALANCE DUE
ALLARD, DANIEL P	\$2,707.79
AMOS, GREG D	\$728.46
ANDERSEN, SABRA	\$4,620.42
ANDROSCOGGIN AMISH COMMUNITY TRUST	PAID
ANDROSCOGGIN AMISH COMMUNITY TRUST	\$67.07
AUSTIN, PETER	\$878.84
BARBATO, DONNA	\$427.50
BERNIER, HENRY	\$14.78
BERUBE, MICHAEL	\$1,555.86
BISSON, TOBY L	\$1,049.94
BLACKWOOD, ELISABETH	\$1,607.40
BOLDUC, GAETON	PAID
BOLDUC, GAETON	PAID
BOUEGEOIS, DERRICK	\$140.22
BOWRING, KELLY L	\$536.94
BRETON, SHELLEY R	\$3.00
BROUSSEAU, DANA R	\$2,660.76
BROWN, ERIC	PAID
BUBIER, DARCEY T	PAID
BUBIER, SHELDON E	PAID
BUBIER, SHELDON E	PAID
BURNHAM, ERNEST D	\$1,292.76
BUZZELL, JAYSON	PAID
CAPORASO, PATRICK C	\$424.04
CENTRA, WILLIAM	PAID
CHABOT, PAUL	PAID
CHABOT, PAUL J	PAID
CHABOT, PAUL J	PAID
CHABOT, PAUL J	PAID
CHABOT, PAUL J	PAID
CHABOT, PAUL J	PAID
CHABOT, PAUL J	PAID
CHAMPAGNE, DONALD ROLAND	\$733.59
CLARK, AUGUSTUS C	\$1,999.85
CLARK, NEAL A	\$1,180.76
CONSALVO, ANGELA A	\$602.78
COUTURE, RYAN	\$2,217.87
COUTURE, RYAN	\$1,265.40
CRAVEN, DAVID M	\$1,619.37
CURRAN, MICHAEL G	PAID

<i>DALEY, PATRICK B</i>	<i>PAID</i>
DANSE, MICHAEL	\$177.84
<i>DELORME, ROLAND J</i>	<i>PAID</i>
<i>DELORME, ROLAND JOSEPH</i>	<i>PAID</i>
<i>DIMARCO, JENNIFER</i>	<i>PAID</i>
DROLSON, LUKE J	\$214.73
DUBE, MICHAEL C	\$1,079.87
DUNNE, MARGARET	\$1,925.46
E J ENTERPRISES LLC	\$2.37
E J ENTERPRISES LLC	\$1.22
EATON FORBES, LOREN	\$894.33
EQUITY TRUST CO, CUSTODIAN FBO	\$4,061.25
ESTES, TAMMY	\$811.05
ETHRIDGE, SANDRA J	\$543.78
ETHRIDGE, WILLIS R	\$92.34
FANTIGROSSI, ANTHONY T & VIRGINIA A	\$468.51
<i>FARIA, ANDRE & KERRY</i>	<i>PAID</i>
FECTEAU, RITA (HEIRS)	\$913.14
<i>FERRARA, RHONDA</i>	<i>PAID</i>
FORTIER, PHILIP	\$1,310.72
FRANCOEUR, ZECHARIAH	\$581.17
<i>FREEWAY INVESTMENTS</i>	<i>PAID</i>
<i>G & L REAL ESTATE LLC</i>	<i>PAID</i>
<i>G & L REAL ESTATE LLC</i>	<i>PAID</i>
<i>GAUTHIER, KATHLEEN</i>	<i>PAID</i>
GAUTHIER, PAULINE J	\$11.97
GILBERT, ALEXANDER STEVEN	\$485.64
<i>GOSSELIN, AARON J</i>	<i>PAID</i>
GOSSELIN, SCOTT	\$712.65
<i>GOYETTE, BRIDGET A</i>	<i>PAID</i>
<i>GOYETTE, SEAN R & STACY L</i>	<i>PAID</i>
GRAY, JOHN M	\$3,758.58
GRIMMEL, RODNEY	\$2,878.79
<i>GROLEAU, PAUL L</i>	<i>PAID</i>
<i>GURNEY, SHEILA F</i>	<i>PAID</i>
HARRIS, ALBERT ROSS JR	\$921.69
<i>HEBERT, CASSANDRA</i>	<i>PAID</i>
HENAULT, LOUISE A	\$2,052.86
HODGDON, CHARLES	\$2,600.06
<i>HOPKINS, CHRISTOPHER M</i>	<i>PAID</i>
HORNING, LAWRENCE E	\$447.13
HOWES, CRYSTAL M	\$2,941.20

IANNOTTI, MICHAEL	\$2,431.62
JACKSON, DANIEL	\$984.96
JARVIS REALTY LLC	PAID
JOHNSON, HELEN A	\$2,690.34
JUTRAS, CONRAD, ARMAND, ALFRED	\$184.68
K AND L PROPERTIES OF MAINE LLC	\$2.97
KEENE, DENISE	\$355.68
KIBBEE, TAYLOR MACKENZIE & SHANE	PAID
KING, KADENCE O	PAID
LACROIX-SANFORD, STORMI C	\$3,447.36
LAGUEUX, NORMAND P	PAID
LANGELIER, BERT	\$492.48
LEE, RICHARD R	\$128.25
LEMAY, JENNIFER LYNN	\$653.22
LEPPALA, SHELDON	\$1,099.93
LESSARD CONSTRUCTION LLC	\$1,537.62
LEW-BURN, LLC	PAID
LEW-BURN, LLC	PAID
LEW-BURN, LLC	PAID
LEW-BURN, LLC	PAID
LEW-BURN, LLC	PAID
LEW-BURN, LLC	PAID
LEW-BURN, LLC	PAID
LIBBY, LESTER J	\$1,275.11
LONG, HOLLY J	\$211.36
MARTEL, GERALD	PAID
MARTIN, THOMAS	PAID
MARTIN, THOMAS H	PAID
MARTIN, THOMAS H	PAID
MASON, MARGARET A	\$984.96
MCLAUGHLIN, ABBEY L	PAID
MCLEAN, NICOLE M	\$687.42
MCQUARRIE, DONALD G & HOLLY L	\$2,173.41
MERRILL, DEBRA A	\$2,830.05
MERRILL, KENNETH E JR	\$270.27
MERRILL, ROSEMARY A	\$1,311.57
MICHAUD, ROGER N REVOCABLE TRUST	PAID
MONDOR, DONALD H & BRENDA L	PAID
MURDOCK-DAY, KERRI A	\$2,887.34
MURPHY, JOHN L	\$25.20
MYRAND, DANIEL ET ALS	PAID
MYRAND, DANIEL ET ALS	PAID

MYRAND, DANIEL ET ALS	PAID
NADEAU, ALAN	PAID
NICKERSON, ROLAND J	\$485.66
NICKERSON, ROLAND J	\$342.73
NICKERSON, RONALD M	\$1,049.94
O'CONNELL, BRIAN	PAID
O'CONNELL, BRIAN	PAID
OUELLETTE, KRISTY L	\$831.34
PAPE REALITY LLC	PAID
PASTORE, KATE	\$291.47
PELLETIER, ANDRE P	\$788.31
PELTON, SALLY C	\$927.68
PERKINS, ROBERT	\$381.33
PERKINS, ROBERT E	\$3,447.35
PHOENIX REALTY TRUST	\$395.23
PHOENIX REALTY TRUST	\$1,126.46
PINARD, ARMAND	\$1,145.70
PINETTE, JON C TTEE	PAID
POLAND, DANIEL L	PAID
POLAND, VICKI S	PAID
POULIN, DAWN M	\$2,011.87
PRATT, JEREMY I	PAID
PROVOST, DAMIAN M	PAID
RAC, JOHN	\$4,327.16
RAK LLC	PAID
RAY CORPORATION	PAID
RAY, BERNICE A	PAID
REED, BRUCE J	PAID
ROY, TIMOTHY A	\$1,511.64
SETHI, SHAUN KUMAR	\$12.83
SHOVILIN, JOSEPH F III	PAID
SMITH, BRIAN	\$1,607.40
SMITH, MATTHEW J	\$964.44
SMITH, RUFUS H TRUSTEE	\$1,064.20
SMITH, RUFUS H. TRUSTEE	\$23.94
SPEAR, RODNEY W	\$1,584.32
ST GERMAIN, GERARD	\$3,426.84
STEVENS, KENNETH L	\$2,472.66
STEVENS, WALTER A	PAID
STROUT, WENDELL ESTATE	\$928.53
SWANSON, RICHARD	\$15.39
TEACUTTER, DONALD	\$3,007.04

WALTHER, SUSAN	\$589.21
WALTHER, SUSAN	\$1,463.16
<i>WARREN, LOUIS W</i>	<i>PAID</i>
WEBSTER, CHRISTOPHER R	\$914.85
<i>WHEELER, THOMAS A</i>	<i>PAID</i>
WILBUR, GLENN T	\$2,168.28
WOODMAN, ALICE J. F.	\$1,524.91
WRAY, JEAN	\$753.97

TOTAL OUTSTANDING	\$126,475.39
-------------------	--------------

Paid after December 31, 2021

Unpaid Real Estate 2020

NAME	BALANCE DUE
AMOS, GREG D	PAID
ANDROSCOGGIN AMISH COMMUNITY TRUST	PAID
BISSON, TOBY L	\$1,092.20
BOUEGEOIS, DERRICK	\$140.22
BOWRING, KELLY L	\$498.83
CHABOT, PAUL	PAID
CHABOT, PAUL J	PAID
CHABOT, PAUL J	PAID
CHABOT, PAUL J	PAID
CHABOT, PAUL J	PAID
CHABOT, PAUL J	PAID
CHABOT, PAUL J	PAID
CHAMPAGNE, DONALD ROLAND	\$733.59
COUTURE, RYAN	PAID
COUTURE, RYAN	PAID
DANSE, MICHAEL	PAID
DUBE, MICHAEL C	\$1,067.04
DUNNE, MARGARET	\$1,925.21
EQUITY TRUST CO, CUSTODIAN FBO	\$2,318.48
FECTEAU, RITA (HEIRS)	\$913.14
FORTIER, PHILIP	\$1,297.89
GRIMMEL, RODNEY	\$2,865.96
HARRIS, ALBERT ROSS JR	\$722.80
HEBERT, CASSANDRA	PAID
HODGDON, CHARLES	\$2,380.42
IANNOTTI, MICHAEL	\$2,431.62
JACKSON, DANIEL	\$984.96
JOHNSON, HELEN A	\$2,674.44
LEE, RICHARD R	\$128.25
LEMAY, JENNIFER LYNN	\$653.22
LIBBY, LESTER J	PAID
MASON, MARGARET A	\$984.96
MCLEAN, NICOLE M	\$651.83
MERRILL, DEBRA A	\$2,402.55
MURDOCK-DAY, KERRI A	\$2,874.51
MYRAND, DANIEL ET ALS	PAID
MYRAND, DANIEL ET ALS	PAID
MYRAND, DANIEL ET ALS	PAID
OUELLETTE, KRISTY L	PAID
PELLETIER, ANDRE P	\$788.31

PERKINS, ROBERT	\$381.33
PINARD, ARMAND	\$97.72
<i>RAK LLC</i>	<i>PAID</i>
ROY, TIMOTHY A	\$1,084.14
SMITH, BRIAN	\$1,547.97
SPEAR, RODNEY W	\$1,571.49
ST GERMAIN, GERARD	\$2,999.34
<i>STEVENS, KENNETH L</i>	<i>PAID</i>
<i>TEACUTTER, DONALD</i>	<i>PAID</i>
<i>WARREN, LOUIS W</i>	<i>PAID</i>
<i>WILBUR, GLENN T</i>	<i>PAID</i>

TOTAL OUTSTANDING	\$38,212.42
-------------------	-------------

Paid after December 31, 2021

Unpaid Real Estate 2019

NAME	BALANCE DUE
BISSON, TOBY L	\$994.68
BOWRING, KELLY L	PAID
CHABOT, PAUL	PAID
CHABOT, PAUL J	PAID
CHABOT, PAUL J	PAID
CHABOT, PAUL J	PAID
CHABOT, PAUL J	PAID
CHABOT, PAUL J	PAID
CHABOT, PAUL J	PAID
CHABOT, PAUL J	PAID
CHAMPAGNE, DONALD ROLAND	\$694.98
COUTURE, RYAN	PAID
DUBE, MICHAEL C	PAID
FECTEAU, RITA (HEIRS)	\$865.08
FORTIER, PHILIP	\$93.15
HEBERT, CASSANDRA	PAID
IANNOTTI, MICHAEL	PAID
JOHNSON, HELEN A	\$2,614.68
LEE, RICHARD R	\$118.05
LEMAY, JENNIFER LYNN	\$618.84
MERRILL, DEBRA A	\$1,235.60
ROY, TIMOTHY A	\$1,108.08
SPEAR, RODNEY W	\$1,569.78
STEVENS, KENNETH L	PAID
TOTAL OUTSTANDING	\$9,912.92

Paid after December 31, 2021

Unpaid Real Estate 2018 and Prior

NAME	BALANCE DUE
BISSON, TOBY L	\$159.53
BISSON, TOBY L	\$966.44
CHABOT, PAUL	PAID
CHABOT, PAUL	PAID
CHABOT, PAUL	PAID
CHABOT, PAUL J	PAID
CHABOT, PAUL J	PAID
CHABOT, PAUL J	PAID
CHABOT, PAUL J	PAID
CHABOT, PAUL J	PAID
CHABOT, PAUL J	PAID
CHABOT, PAUL J	PAID
CHABOT, PAUL J	PAID
CHABOT, PAUL J	PAID
CHABOT, PAUL J	PAID
CHABOT, PAUL J	PAID
CHABOT, PAUL J	PAID
CHABOT, PAUL J	PAID
CHABOT, PAUL J	PAID
CHABOT, PAUL J	PAID
CHABOT, PAUL J	PAID
CHABOT, PAUL J	PAID
CHABOT, PAUL J	PAID
CHAMPAGNE, DONALD ROLAND	\$0.06
FECTEAU, RITA (HEIRS)	\$912.92
FECTEAU, RITA (HEIRS)	\$894.36
FORTIER, PHILIP	PAID
LEE, RICHARD R	\$121.50
LEMAY, JENNIFER LYNN	\$640.62
ROY, TIMOTHY A	\$1,076.62
ROY, TIMOTHY A	\$1,054.73
ROY, TIMOTHY A	\$598.33
SPEAR, RODNEY W	\$1,525.21

TOTAL OUTSTANDING	\$7,950.32
-------------------	------------

Paid after December 31, 2021

Unpaid Personal Property 2021

NAME	BALANCE DUE
A TO Z WATER TREATMENT	\$410.40
AMOS DEVELOPMENT CO, LLC	\$2,565.00
ASPHALT SERVICES	\$1,710.00
AT&T MOBILITY LLC	\$1,453.50
BILL'S AUTO SALES & TRANSPORT	\$649.80
<i>BILL'S REPAIR SERVICE</i>	<i>PAID</i>
<i>BUBIER CONSTRUCTION INC</i>	<i>PAID</i>
BUSY LITTLE BEES	\$85.50
CHABOTS CONSTRUCTION	\$598.50
<i>DONOVAN'S AUTO SALES</i>	<i>PAID</i>
ELAVON INC	\$17.10
ELITE BODY ESSENTIALS	\$820.80
EPIC NUTRITION	\$85.50
FUTURE POOLS AND SPAS	\$513.00
<i>GOWELL'S SHOP & SAVE</i>	<i>PAID</i>
GREENE VILLAGE PHARMACY	\$171.00
HOBIE'S HOME HEATING	\$44.29
JKA MAINE ACADEMY	\$68.40
JTH MASONRY	\$85.50
LEAF CAPITAL FUNDING, LLC	\$59.85
<i>LEGUZ PROPERTY SERVICES</i>	<i>PAID</i>
PERKINS TRUCK & TRAILER	\$598.50
POULIN & SON WHEEL ALIGNMENT	\$99.18
RAY THE ELECTRICIAN	\$85.50
RHYME & REASON EARLY LEARNING	\$256.50
STEEL IT	\$136.80
<i>STEPPING STONES EARLY LEARNING</i>	<i>PAID</i>
UNITED PIPING & WELDING INC	\$206.91
VIASAT INC.	\$7.08
VISTA MAINE VINEYARDS & CIDERY LLC	\$171.00
TOTAL OUTSTANDING	\$10,899.61

Paid after December 31, 2021

Unpaid Personal Property 2020 and prior

NAME	BALANCE DUE
AT&T MOBILITY LLC	\$148.79
BILL'S AUTO SALES & TRANSPORT	\$44.46
BILL'S AUTO SALES & TRANSPORT	\$42.12
BILL'S AUTO SALES & TRANSPORT	\$40.92
BILL'S AUTO SALES & TRANSPORT	\$40.09
BILL'S AUTO SALES & TRANSPORT	\$37.93
CHABOTS CONSTRUCTION	\$513.00
CHABOTS CONSTRUCTION	\$486.00
CHABOTS CONSTRUCTION	\$472.20
CHABOTS CONSTRUCTION	\$501.24
CHABOTS CONSTRUCTION	\$505.62
<i>DONOVAN'S AUTO SALES</i>	<i>PAID</i>
ELAVON INC	\$17.99
ELITE BODY ESSENTIALS	\$326.61
ELITE BODY ESSENTIALS	\$309.42
ELITE BODY ESSENTIALS	\$30.63
ELITE BODY ESSENTIALS	\$294.52
ELITE BODY ESSENTIALS	\$277.43
ELITE BODY ESSENTIALS	\$111.27
FUTURE POOLS AND SPAS	\$20.52
FUTURE POOLS AND SPAS	\$19.44
FUTURE POOLS AND SPAS	\$18.89
FUTURE POOLS AND SPAS	\$18.50
JK CAPITAL INC.	\$247.86
JK CAPITAL INC.	\$240.82
JK CAPITAL INC.	\$235.93
LEAF CAPITAL FUNDING, LLC	\$57.06
MECAP	\$10.26
MECAP	\$9.72
MECAP LLC	\$9.44
MUZAK, LLC	\$3.16
PERKINS TRUCK & TRAILER	\$500.18
PERKINS TRUCK & TRAILER	\$473.85
POULIN & SON WHEEL ALIGNMENT	\$51.30
<i>RBI PROPERTIES, LLC</i>	<i>PAID</i>
<i>RBI PROPERTIES, LLC</i>	<i>PAID</i>
<i>RBI PROPERTIES, LLC</i>	<i>PAID</i>
UNITED PIPING & WELDING INC	\$302.84
UNITED PIPING & WELDING INC	\$286.90
UNITED PIPING & WELDING INC	\$290.09
UNITED PIPING & WELDING INC	\$230.31
VERIZON CONNECT FLEET USA, LLC	\$25.82
TOTAL OUTSTANDING	\$7,253.13

Paid after December 31, 2021

REAL ESTATE ABATEMENTS						
NAME	MAP & LOT	VALUE	ACCT	MIL RATE	TAX	REASON
AREL, STEVE	09-027	12900	822	0.0171	220.59	CORRECT SIZE ON NEW BARN AND SLAB
BECKEY, TIMOTHY	12-039-001	122500	2642	0.0171	2,094.75	LAND SPLIT TO WRONG PARCEL
BECKEY, TIMOTHY	12-040-ON	6800	2153	0.0171	116.28	OUT BUILDINGS ASSESSED TO WRONG LOT
CALDWELL, CHRISTOPHER	09-017	21900	778	0.0171	374.49	BASEMENT WAS NEVER CONSTRUCTED AND BUILDING WAS ADJUSTED
CARLISLE, BROC	05-059-00B	24800	2430	0.0171	424.08	OVERVALUATION BASED ON APPRAISAL
DAC VENTURES LLC	02-062-001	33900	2479	0.0171	579.69	CORRECTED LOCAL AND CURRENT COST MULTIPLIERS BACK TO THE 2008 SCHEDULES FOR BUILDINGS FOR EQUITY PURPOSES
DION, GERARD	12-007	225900	1061	0.0171	4,375.89	ALL BUILDINGS AND SOME LAND LOCATED IN THE TOWN OF LEEDS
GOULETTE, TEX	10-024	23600	938	0.0171	403.56	ACREAGE CORRECTION
LAROCHE, GABRIEL	12-035	24250	1126	0.0171	414.67	HOMESTEAD EXEMPTION OMITTED
MORTON, ARTHUR	09-021-00D	36000	2467	0.0171	615.60	SUPPLEMENTAL ISSUED TO WRONG ACCOUNT
OUELLETTE, LINDA	03-033-004	1700	2646	0.0171	29.07	2 ACRES OF THE SITE VALUE ADJUSTED FOR WETLANDS
PARENT, DONALD	02-047	168350	98	0.0171	2,878.78	ASSESSED TO WRONG PARCEL
PARKER, ERIC	16-011	7100	1403	0.0171	121.41	GREENHOUSE ASSESSED ON WRONG LOT
RAY GAGNE REVOCABLE TRUST	08-011-00A	161200	733	0.0171	2,756.52	ERROR IN TITLE
RIDLEY, EUGENE	07-014-001	8800	2503	0.0171	150.48	ADJUSTED FOR WETLANDS AND BUILDING CORRECTION - OVERVALUATION
SHOSTAK, MARTIN	12-005-001	24250	1059	0.0171	414.67	HOMESTEAD EXEMPTION OMITTED
STEWART, RUSSELL	03-034-00B	28200	2443	0.0171	482.22	LAND VALUE CORRECTION
SWANHOLM, CHRISTIAN	02-047-001	50400	2644	0.0171	861.84	ASSESSED TO WRONG PARCEL
TOWN LINE SELF STORAGE LLC	02-053-00A	98000	2350	0.0171	1,675.80	CORRECTED LOCAL AND CURRENT COST MULTIPLIERS BACK TO THE 2008 SCHEDULES FOR BUILDINGS FOR EQUITY PURPOSES

TOTAL 15,180.51

REAL ESTATE SUPPLEMENTS							
NAME	LAND	BUILDING	ASSESSMENT	ACCT	MIL RATE	TAX	REASON
BECKEY, TIMOTHY	20800	11400	32200	2653	0.0171	\$ 550.62	OMISSION
BOWE, TIMOTHY	48300	105000	153300	1265	0.0171	\$ 9,394.74	COMMERCIAL OMISSION
BURGESS, CHERYL	88800	72400	161200	733	0.0171	\$ 2,756.52	ERROR IN TITLE
CHENEY, HERBERT	0	0	0	2651	0.0171	\$ 919.98	OMISSION
DAC VENTURES, LLC	33500	0	33500	2479	0.0171	\$ 7,488.09	COMMERCIAL OMISSION
LECLERC, TODD C	52300	300700	353000	2649	0.0171	\$ 8,514.09	COMMERCIAL OMISSION
OUELLETTE, LINDA	36000	0	36000	2647	0.0171	\$ 615.60	OMISSION
PARENT, DONALD	62200	18400	80600	2644	0.0171	\$ 1,378.26	ASSESSED TO WRONG PARCEL
ROBITAILLE, JESSE	0	0	0	2650	0.0171	\$ 636.12	OMISSION
SWANHOLM, CHRISTIAN	65400	97000	162400	98	0.0171	\$ 2,777.04	ASSESSED TO WRONG PARCEL
TOWN LINE SELF STORAGE	46500	0	46500	2350	0.0171	\$ 13,245.66	COMMERCIAL OMISSION

TOTAL 48,276.72

PERSONAL PROPERTY SUPPLEMENTS					
NAME	VALUE	ACCT	MIL RATE	TAX	
A TO Z WATER TREATMENT	24000	338	0.0171	\$410.40	
CARONS TRUCK & EQUIPMENT	8000	337	0.0171	\$136.80	
DESERT WOLF FARM	8000	336	0.0171	\$75.24	
KIMS SHARPER IMPRESSIONS	3000	334	0.0171	\$51.50	

TOTAL \$51.50

PERSONAL PROPERTY ABATEMENTS					
NAME	VALUE	ACCT	MIL RATE	TAX	REASON
AFFORDABLE WATER TREATMENT	24500	287	0.0171	\$418.95	NO LONGER IN BUSINESS AS OF 4/1/2021
FARRIS CONSTRUCTION COMPANY	1000	32	0.0171	\$17.10	NO BUSINESS SIGN
RICHARD BELANGER CONSTRUCTION	1000	331	0.0171	\$17.10	DUPLICATE ACCOUNT

TOTAL \$453.15

Report of Town Clerk

Population of Greene reported in the 2020 Census was 4,376. That would be a growth of 26 people in a 10-year span.

Greene recorded: 48 marriages, 45 births and 62 deaths in the year 2021.

Marriage License intentions can be obtained from the Clerk; the fee is \$40.00.

If you plan to apply for a marriage license, please be at the office no later than 3:00 p.m. as this is a time-consuming process.

The following information is needed when applying for a license: Maiden name of mother for both parties; the state both your parents were born in and a certified copy of a divorce decree or death certificate if applicable.

Marriage license, birth and death certificates are not automatically sent to you. You must come to the town office for a certified copy.

The fee is \$15.00 for one copy and \$6.00 for each additional copy purchased that day.

Dogs licensed in 2021:

31	Males/Females	3	Service Dog
164	Neutered/Spayed	0	Kennels

Fees to license a dog are \$6.00 for Neutered/Spayed and \$11.00 for Male/Female. Late fees begin February 1st of \$25.00 per dog. All dogs over 6 months of age SHALL be licensed, even if the dog stays inside the house. If the dog is new to Greene, it must be licensed in Greene. Replacement tags for this are available for \$1.00.

Transfer Station Stickers & Punch cards: Please bring in your current registration as this makes the process much quicker for you helping us quickly verify all necessary information. The Transfer Station is only for Greene residents. Punch cards are not available to renters, but stickers are.

Respectfully submitted,

Anne Swiatocha
Deputy Town Clerk

Report of Registrar

As of December 31, 2020, the registered voters in the Town of Greene are as follows:

846	Democrat	217	Green Independent
1193	Republican	1201	Unenrolled
Total		3,457 voters	

This year we have 64 fewer voters.

2021 has been another difficult year for all of us with COVID still lingering around. We thank every one of you for your understanding.

Please remember it is your responsibility to keep your voter registration information up to date. Your name, mailing and physical addresses must be current to vote. It will take more time at voting if we have incorrect information. This could also hinder petitions you may have signed. Next time you are at the town office to register your car you can always check to make sure your information is current.

Greene is one of the few communities that still have the Town Meeting form of government. This is a two-part meeting. The first part was held on Thursday May 20th from 2pm-8pm when you voted for Board of Selectmen and School Board Director. The second part is when the residents convened at the Greene Fire Station on May 22nd at 9AM to vote on the town's budget. Absentee ballots are available for the first part of the meeting. The second part of the meeting you must be present to vote.

The election dates for 2022 are listed inside the back cover of the Annual Report. If you have any questions about voting and elections, please contact the Greene Town Office or visit our website at townofgreene.net.

I personally want to thank the warden, election clerks and helpers who took time out of their busy schedules to work the elections. The success of our election relies upon the dedication and work that they perform. If you would like to be an election clerk, please contact the Greene Town Office or visit our website at townofgreene.net.

Respectfully submitted,
Anne Swiatocha, Deputy Registrar of Voters

Bureau of Motor Vehicles Municipal Agent Report
Anne Swiatocha-Municipal Agent
January 1, 2021-December 31, 2021

All first-time registrations will be processed

Monday from 8:30 am to 6:45 pm

Tuesday - Friday from 8:30 am to 3:45 pm

Titles: Titles are required for vehicles 1995 and newer. Information on the back of the title **must** be done by the seller of the vehicle. This would include names and address of who is buying the vehicle, current mileage, and signatures of who is selling the vehicle. Mileage is required on ALL vehicles, even if the title has exempt written on it. If the odometer is broken, we need the mileage that is there, and we will address the issue at the time of registration.

Bill of Sale: Must include, date, who it is sold to, who is selling the vehicle, VIN, mileage and the amount sold for. Both buyer(s) and seller(s) must sign the bill of sale.

SR22 Insurance Filers: Please inform us of your status before we begin your registration. This applies to new and renewal registrations. We now have a phone number to call and will save you a trip to the BMV.

Transfers: You can only receive credit on a transfer if you have sold or transferred ownership of the vehicle. Please bring your old yellow registration with you to the Town Office.

Insurance Card: You must have an insurance card valid for the day you register. If you do not have a current insurance card, you can have your insurance company fax us a copy at (207) 946-2102.

Online Renewal Registration: You can renew your registration online by clicking on the Rapid Renewal icon on the Town of Greene's website. Have your current registration, mileage, and insurance card available.

Payments Accepted: Cash, checks (**payable to Town of Greene**), debit or credit cards. There is a 2.5% convenience fee charged by the vendor to process credit and debit card payments.



Department of Inland Fisheries & Wildlife Agent Report 2022

Anne Swiatocha, Municipal Agent



Fish & Game licenses issued:

Archery	10	Non-resident 15-Day Fishing	1
Bear	6	Non-resident Season Fishing	2
Coyote Permit	6	Over-70 Lifetime	8
Crossbow	3	Pheasant Permit	2
Expanded Archery Antlerless	3	Resident 1- or 3-day Fishing	2
Expanded Archery Either Sex	8	Resident Apprentice Hunt	4
Fishing	118	Resident Serviceman Combo	3
Hunting	49	Resident Serviceman Dependent Fish	1
Hunting & Fishing Combo	96	Saltwater Fishing Registry	4
Junior Hunting	9	Small Game	3
Migratory Waterfowl	5	Spring/Fall Turkey	11
Muzzleloader	14	Superpack	5

Recreational Vehicles issued:

	NEW	RENEWALS
ATV	74	178
Boat	71	203
Personal Watercraft	10	1
Snowmobile	90	223
Non-resident Lake & River Protection	3	

The Department of Inland Fisheries and Wildlife is now providing the ATV & Snowmobile laws digitally. **Printed copies will no longer be available.** It's convenient, easy, flexible and it helps the Maine outdoors. Even without internet service, smartphone users can access their pre-downloaded law book to check technical rule, confirm registration fees, etc. Download yours today!

Resident Lifetime Licenses for hunting, fishing, trapping and archery are available to residents of Maine who are 65 years of age or older and residents who are 15 years of age or younger. Invest now in the future of Maine's Fish & Wildlife. Pass on a Maine tradition and a gift that will last a lifetime.

Do you need to take an outdoor safety course to obtain your license for firearms, archery, crossbow or trapping or a training course for ATV and snowmobile? For course listings visit the IF&W website at www.mefishwildlife.com. Safety is everyone's responsibility and it begins with you.

Ride Safe & Respect the Landowner.

Help stop wildlife violations. Operation Game Thief. 1-800-ALERT US (253-7887)

Animal Control Officer

During the year 2021, the Animal Control Officer handled 250 complaints. They were 35 dogs and cats taken to the Greater Androscoggin Humane Society (GAHS) during the year by residents of Greene and myself.

State law requires all dogs aged 6 months or older to be licensed in the State of Maine. Dogs can be licensed at the Town Office during normal business hours. Fees for neutered/spayed dogs are \$6.00 per year; while non-neutered/non-spayed is \$11 per year. All dogs must be licensed no later than December 31st of each year and a \$25 late fee will be charged beginning February 1st.

I still get calls for an animal injured or deceased without any identification. Please license your dogs and display the rabies and license tags. This helps locate you, the owner, and may save your pet a trip to the Greater Androscoggin Humane Society. A name and phone number on the collar is also a big help.

By licensing your dog YOU are directly helping the fight against animal cruelty and abuse. Up to 90% of the dog license fees collected go directly to the State of Maine Welfare Program to support cruelty investigations. Licensing your dog also helps to insure public safety by requiring proof of a valid rabies vaccination before a license is issued. Kennel licenses have to be inspected by the ACO before a license can be issued by the Town.

Owners who allow their unattended dogs to run loose, bark excessively and trespass on other people's property caused unnecessary strife among neighbors and should be controlled by the owner of the dog. There has been an increase in dogs attacking other dogs. The dog owners are responsible for the actions of their pets and they are liable for bites, damage etc. Fines can also be incurred.

Note: It is illegal to allow your dog to be at large. Please be mindful of your neighbors. You love your pets but your neighbors may not.

The Greater Androscoggin Humane Society continues to provide care and support for the pets of Greene residents. The Animal Control Officer is pleased to note the continued vigilance, help, concern and caring of these Greene residents and visitors.

If you find an animal, you are required by law to contact Animal Control unless its owner is found right away. Remember how you would feel if you were looking for your animal and someone kept it. Animal Control makes every attempt to locate the owner of the animal before taking it to the shelter. The shelter takes very good care of the animal and keeps it safe until the owner is found under state guidelines.

Our goal is to return your pet to you! To help us do that, your dog needs to be licensed and wear both its rabies and license tags on its collar at all times. We also highly suggest a tag with your name and phone number on it. These tags can be riveted to the collar if you prefer not to hear them jingle.

Part time or summer residents should put their dogs on the town dog registry or put tag on the dog with their local address and phone number so we can return them to you.

If the dog(s) is no longer in your possession or if you have any questions, please contact the Town office. If you find that you have an issue with your own dog or cat, please contact me and I may be able to assist you in dealing with this situation.

Remember to never handle or approach wild animals! This is for you and your pet's safety. If you see a wild animal injured, please call the Androscoggin Sheriff's Department to contact the game warden.

I would like to thank all the people who complied with the laws and regulations of the State of Maine regarding Animal Welfare. If you have any questions, please contact me 212-2395 (cell phone). The most efficient and reliable way to contact me is thru the Androscoggin County Dispatcher at 753-2500. Protocol requires Androscoggin County to keep records of calls.

Respectfully submitted,
Wendell Strout, Jr.
Animal Control Officer

Greene Conservation Commission

Committee Report 2021

It was a busy and productive year with new members on board. Our focus was on much needed maintenance to the walking trails off Recreation Drive. We started in late Spring and ended in late November. Our goal now will be to continue with upgrades as needed. Our completed agenda is as follows.

- Repaired and rehung trail map sign with more structural support and added night reflectors on each side.
- Crafted, painted and installed colored directional arrows to match the trail map sign.
- New sign at beginning of Recreation Drive on order to be completed by Spring of 2022.
- Removed remanence of the old bridge. Built a new 3'X 20' walking bridge with ramps and railings.

A special thanks to Gary Bedford and John Courteau for their excavator work on the new bridge. Thank you to A&A Hardware for donating paint for the arrow marker signs.

We encourage citizens of Greene to explore these trails for walking running, cross country skiing and snowshoeing.

Respectfully submitted,

Annette Roy	Breanna Allard
Michael Gagnon	David Roy
Megan Bates	Joseph Coady
Julia Coady	

GREENE VOLUNTEER FIRE DEPARTMENT

It is with great pleasure to present you with the 66th Greene Volunteer Fire Department annual report. The men and women of our department take great pride in our town and are committed to helping our community stay safe. In 2021, our Firefighters and EMTs responded to 470 calls within the Town of Greene and our neighboring towns.

Last year, in addition to regular annual training and monthly station/equipment maintenance and inspections, we were able to schedule training for additional certifications. In July, most members were certified in "Boat & Personal Water Rescue Operations" and most recently in February, certified in "Ice Water Rescue".

As always, The Greene Volunteer Fire Department would like to recommend ways to help you stay safe and healthy.

- Install smoke and Co detectors in your home. Replace the batteries twice a year.
- Keep an adequate amount of fire extinguishers. Know how to use them and inspect them frequently.
- If you burn wood or wood pellets, be sure to clean or have your chimney or stove pipe cleaned regularly.
- Use your seat belts while driving.
- Slow down when roads are wet, icy or snow covered.
- Don't hesitate to dial "911" in an emergency. Seconds count.
- If you plan to burn brush, please obtain a free burning permit at Wardensreport.com

We would like to extend our sincerest thanks to all of our Mutual Aid Fire Departments, Androscoggin County Sheriffs Department, Maine State Police and United Ambulance Service for their continued support to our town. In addition, a special thanks to Eric and Linda Parker for your hospitality and providing us with a location for both water rescue trainings.

Respectfully submitted

John Soucy

Fire/Rescue Chief



Town of Greene
220 Main Street
Greene, ME 04236
Tel. (207) 946-5146 ~ Fax (207) 946-2102
E-Mail: ceo@townofgreene.net

Code Enforcement Officer Report 2021

To the Citizens of Greene;

Hello neighbors. My name is Brent Armstrong. Some of you may know me from my time with the Town of Greene Public Works Department where I worked as an equipment operator since 2006. It was a pleasure to work with that department and I am proud to have served the town in that capacity.

In late 2020, the need for a plumbing inspector brought me to the code enforcement office, as my experience prior to working with the town was in the plumbing and heating industry, as a technician and installer for more than 35 years. In February of 2021, an opportunity to fulfill the need as code enforcement officer presented and, although this is a new arena for me, I accepted the position and hope I have been helpful to those citizens who have come in to my office. The answer you get may not always be what you had hoped for, but, I will apply the ordinance fairly and equally and I will always treat each person with the courtesy and respect they deserve.

On my arrival here in 2021, the towns Shoreland Zone ordinance was outdated and required review from the Department of Environmental Protection before we could issue any permits in the shoreland zone. Unfortunately, that process took most of the summer and many projects were delayed. The ordinance has been amended to the satisfaction of the DEP and was accepted in a special town meeting on September 13, 2021. Those projects that have been delayed are now being presented to the Planning Board and we can expect a busy 2022 around our waterfront areas. I know this delay was frustrating for many of you and I appreciate your patience with the process.

Despite the delays in our shoreland zone, 2021 was a busy year for the town. The following permits were issued in 2021.

Building Permits – 62 Total

New Home – 17
Garage – 7
Shed – 9
Renovation – 20
Pool – 6
Driveway – 3



Town of Greene
220 Main Street
Greene, ME 04236
Tel. (207) 946-5146 ~ Fax (207) 946-2102
E-Mail: ceo@townofgreene.net

Plumbing Permits – 62 Total

Sub surface waste water disposal – 44
Internal plumbing – 18

Other permits – 8 Total

Change of Use – 1
Home Occupation – 1
Cell Tower – 1
Marijuana Facility – 5

I would like to remind everyone of the towns Junkyard Ordinance, as that has become a very common complaint received in this office. If you have 3 or more unregistered vehicles in your yard, you meet the definition of a junkyard in the state of Maine, and the town is tasked with enforcing the law. Nobody likes to be told their home is a junkyard, but, nobody likes living next to one, either. If you have a collection of junk around your home, please help in keeping our town the beautiful place that it is. If you need help in clearing some items, please contact me and I'll do what I can to get the resources to you.

I have enjoyed the contact I've had with the people of Greene and I look forward to meeting more of you. Here's to a successful 2022.

Respectfully,

Brent Armstrong
CEO/LPI
Town of Greene

Town of Greene

Winter Parking Ban Ordinance

1. AUTHORITY

- 1.1 This ordinance is adopted pursuant to 30-A M.R.S.A. §3009, 29-A M.R.S.A. §2395 and §2388.

2. PURPOSE

- 2.1 This ordinance is designed to protect the public health, welfare and infrastructure by regulating the parking and operation of motor vehicles on public ways during winter snow removal operations. Unrestricted parking on public ways creates traffic hazards and impedes snow removal operations.
- 2.2 Reduce safety hazards and the risk of injury to the general public.

3. DEFINITIONS

- 3.1 The definitions contained in Title 29-A M.R.S.A. shall govern the construction of words contained in this ordinance.
- 3.2 Any words not defined therein shall be given their common and ordinary meaning.

4. NOTICE AND MEDIA

- 4.1 Beginning November 1 and through April 15 parking shall be prohibited on any public way between the hours of 10:00 PM and 7:00 AM, including state roads maintained by the Town during winter snow removal.
- 4.2 Notice of the winter parking ban shall be posted on the Town website and in one local newspaper of record 2 weeks prior to November 1.
- 4.3 Notice of any necessary daytime parking ban shall be posted on the Town website. Due to the nature of snow emergency, no additional notice will be required or given.
- 4.4 The winter parking ban is a notice and no signage shall be required.

5. EXCEPTIONS

- 5.1 This ordinance may not apply to motor vehicles parked in prohibited areas for the following reasons:
- 5.1.1 Mechanical reasons or breakdown.
- 5.1.2 Emergency situations.
- 5.1.3 Maintenance, construction, repair or installation of public utilities or the public way by any state or municipal agency or utility company.

6. ENFORCEMENT

- 6.1 Any motor vehicle parked upon a public way prohibited by this ordinance is hereby declared to be an obstruction in the public way and a menace to the safety of the traveling public.
- 6.2 Any motor vehicle parked which constitutes an obstruction under this section of the ordinance may, at the request and under the direction of the municipal officers, town manager, road commissioner or their authorized designee(s) be towed to a suitable garage or storage space and impounded thereon until all towing, storage fees and fines are paid. Towing will be at the expense of the owner of said vehicle and without the Town being liable for any damage that may be caused by such removal from the public way.

7. DAMAGE

- 7.1 Damage to obstructions or objects placed in the town right-of-way is at the owners expense.
- 7.2 Damage to Town owned equipment caused by obstructions or objects in the Town right-of-way may be charged to the owner of said obstruction or object.

Valley Cemetery Association

The annual meeting of the Valley Cemetery Association was held on May 10th, 2021 at the town fire department.

The following officers were elected:

Brian Moulton-President

Philip Mower-Vice President

Sally Moulton-Secretary

Donald Rose-Treasurer

It was voted to retain the following directors:

John Fogg, Brian Moulton, Phil Mower, George Farris Jr., Carol Buzzell and Randy Ray.

There is an opening for one more director in the association. The candidate must be a lot owner at Valley Cemetery. Please apply to Brian Moulton (bmoulton111@fairpoint.net)

New signage has been installed and vault truck access from Meadow Hill Road has been designed and completion planned by fall of 2022.

The annual meeting for 2022 will be held the first part of May, actual time, date and location of meeting will be announced and posted in the Sun Journal, Greene Business establishments and on the Town Hall bulletin board.

Lot owners are welcome and encouraged to attend the annual meeting.

Respectfully submitted,

Brian Moulton, President

Julia Adams Morse Memorial Library

We were pleased to see so many people come back in 2021. The library had over 4,500 visits and loaned out just over 12,000 items. Besides books, there are movie and TV series DVD, a large puzzle collection, audiobooks, and magazines. The Maine State Park Vehicle pass is a popular item, as are the snowshoes, telescope, digital camera, and microscope that you can borrow. We bought these items with a Stephen and Tabitha King Foundation grant.

You can log in to the Cloud Library, Comics Plus and Digital Maine Library from home. The library's catalog is online at www.jammlibrary.org. We used federal American Rescue Plan Act funds to buy 5 Chromebooks available to use at the library.

Our annual plant and book sale in May was a success. We used the money we raised to help pay for our summer children's programs.

During the summer, the Greene Baptist Church offered their front lawn for our visit from Mr. Drew and his Animals Too. Thanks to the Town Office for letting us use the meeting room for the Chewonki Foundation program on owls. The weather cooperated for an outdoor visit from Mad Science of Maine.

In September, the front lawn of the library was the site of a well-attended interactive display about the history of Maine during the late 17th century. Funds for this program came from a State Library Maine Bicentennial 2020 grant.

The library also started a book club this year and welcomes new members. FMI call the library at 946-5544.

Our dedicated staff (Kelli Burnham, Lynn Busch, Sandra Boyle) and volunteers (Sue Turcotte, Candace Greenwood, Linda Langlin, Bryce Whittemore, and Becky Cote) make the library a welcoming place. Our Trustees give of their time and talents too. And, the financial support of citizens of the Town of Greene makes our community library possible.

Trustees: Deborah Beam ('23), Greg D'Augustine ('26), Christine Gianopoulos ('25), Todd Hofacker ('22) and Jeannie Negley ('24)



Ella Augusta Thompson Trust Fund
Financial Report 1/1/21 - 12/31/21

Beginning Balance 1/1/21		\$	3,573.76 *
Income:			
Investment Income	\$	15,000.00	
Donations	\$	-	
Bank Interest	\$	2.72	
Total Income		\$	15,002.72
Total Revenues		\$	18,576.48
Total Disbursements		\$	12,225.31
Balance 12/31/21		\$	6,351.17
Disbursements:			
Central Maine Power Co.	\$	1,497.81	
LH Stewart	\$	3,267.87	
Greene Village Pharmacy	\$	6,955.47	
Bedard Medical, Inc.	\$	421.16	
			\$ 12,142.31
Stamps	\$	58.00	\$ 58.00
Bank Fee	\$	25.00	\$ 25.00
Total Disbursements			\$ 12,225.31

Ten individuals assisted in the year 2021:

1	\$	2,001.89
2	\$	941.87
3	\$	141.70
4	\$	914.02
5	\$	3,044.38
6	\$	910.02
7	\$	583.70
8	\$	2,438.94
9	\$	782.49
10	\$	383.30
Total	\$	12,142.31

***In error the 12/31/20 cleared bank account balance was referenced on the 2020 Ella Thompson Fund Financial Report rather than the 12/31/20 actual checkbook balance. The 1/1/21 beginning balance above reflects the correction for this error.**

The Ella Thompson Committee was unable to validate the data above against year end town figures due to inaccuracies within the town produced reports.

The members of the Ella Thompson Committee would like to thank John Fogg for his many years of service and dedication. John retired from the committee in 2021.

Ella Augusta Thompson Trust Fund
Portfolio Summary 1/1/21 - 12/31/21

	Market Value
Cash & Equivalents	\$ 91,284.41
Fixed Income (previously listed as Corporate Bonds & Notes)	\$ 499,717.02
Federal Agencies	\$ -
Total	\$ 591,001.43
Communication Services	\$ 98,382.06
Consumer Discretionary	\$ 305,859.78
Consumer Staples	\$ 40,232.40
Financials	\$ 201,570.80
Health Care	\$ 258,155.66
Industrial	\$ 185,303.20
Information Technology	\$ 621,174.60
Miscellaneous	-
Mutual Funds - Equity	\$ 253,471.82
Total Equity/Stocks	\$ 1,964,150.32
Grand Total	\$ 2,555,151.75

In the year 2021, the Board of Selectman and the Ella Augusta Thompson Trust Fund Committee approved 12 warrants. A total of \$12,225.31 was disbursed - \$12,142.31 for individuals, \$58.00 for stamps, and \$25.00 in bank fees.

Income for the year 2021 was \$15,002.72 with a balance of \$3,573.76 carried forward from 2020. The checkbook balance as of December 31, 2021 is \$6,351.17.

Respectfully submitted,

Sandra B. Bubier
Don Rose
Ellen Wood

Gail McGray
Erika LaFontaine

GREENE HISTORICAL SOCIETY

ANNUAL TREASURER'S REPORT

Beginning Balance: Jan. 1, 2021

Checkbook Balance	\$1,558.14
Prime Share Acct. (Monmouth C.U.)	25.00
Cash on Hand	<u>43.10</u>
Total	\$1,626.24

Expenses:

8/20/21	CK #523	Cunningham Security	<u>\$ 480.00</u>
		Total Exp.	\$480.00

Income:

Membership Dues & Donations	\$110.00
Town of Greene Approp.	800.00
Income from sale of Calendars	<u>348.00</u>
Total Inc.	\$1,258.00

Ending Balance : Dec. 31, 2021

Checkbook Balance	\$2,336.14
Prime Share Acct. (Monmouth C.U.)	25.00
Cash on Hand	<u>43.10</u>
Total	\$2,404.24

Respectfully submitted,
D. Rose, Treas.

Real Estate Collection List - 2021

NAME	LAND	BUILDING	EXEMPT	TOTAL	TAX
380 N HATCH HILL, LLC	47,100	117,300	0	164,400	2,811.24
39 SAUNDERS ROAD	37,900	96,900	0	134,800	2,305.08
420 MAIN STREET LLC	6,200	300	0	6,500	111.15
420 MAIN STREET LLC	53,300	6,500	0	59,800	1,022.58
490 RT 202 LLC	11,800	20,700	0	32,500	555.75
490 RT 202 LLC	40,500	21,200	0	61,700	1,055.07
490 RT 202 LLC	41,800	111,900	0	153,700	2,628.27
490 RT 202 LLC	67,900	300,400	0	368,300	6,297.93
ABEL, NICHOLAS A	49,500	130,300	0	179,800	3,074.58
ACKLEY, WILLARD J	45,000	113,100	24,250	133,850	2,288.84
ADAMS, ROLAND H JR	47,700	192,000	24,250	215,450	3,684.20
ADAMS, WILLIAM R III	50,900	132,000	24,250	158,650	2,712.92
ADDITON, ERROL F	2,100	0	0	2,100	35.91
ADKINS, JOSEPH L	58,300	168,500	24,250	202,550	3,463.61
AKERS, RICHARD	49,000	132,100	24,250	156,850	2,682.14
AKERS, WILLIAM I	0	27,600	24,250	3,350	57.29
ALBERT LLC	57,800	194,400	0	252,200	4,312.62
ALBERT, MICHAEL	40,700	136,800	24,250	153,250	2,620.58
ALBERT, MICHAEL O	65,800	127,800	24,250	169,350	2,895.89
ALESSIO, LEWIS	49,100	20,900	0	70,000	1,197.00
ALESSIO, LEWIS	66,400	150,800	24,250	192,950	3,299.45
ALL TRADES RENOVATIONS	45,100	118,600	0	163,700	2,799.27
ALLARD, DANIEL P	48,500	134,100	24,250	158,350	2,707.79
ALLEN POND BEACH	96,800	0	96,800	0	0.00
ALLEN POND IMP ASSOC	5,000	0	5,000	0	0.00
ALLEN, JOSEPH N JR	82,000	113,000	0	195,000	3,334.50
ALLEN, KENNETH A	46,800	107,700	30,070	124,430	2,127.75
ALLEN, MAYNARD (HEIRS)	129,700	14,200	0	143,900	2,460.69
ALLEN, WHITNEY S	92,900	168,800	0	261,700	4,475.07
ALLISON, ROBERT W	47,200	168,900	24,250	191,850	3,280.64
ALMOND, JARVIS	40,500	20,700	0	61,200	1,046.52
ALMY, LISA M	46,600	145,800	0	192,400	3,290.04
ALTERNATIVE SERVICES,	47,200	132,100	179,300	0	0.00
ALTMAN, PETER	63,500	25,000	0	88,500	1,513.35
ALVARADO, VALENTIN	48,200	86,000	30,070	104,130	1,780.62
AMOS, DIANE A	48,600	112,800	24,250	137,150	2,345.27
AMOS, GREG D	36,300	6,300	0	42,600	728.46
AMOS, GREGORY D	62,800	127,700	0	190,500	3,257.55
ANCTIL FAMILY TRUST	46,900	123,200	24,250	145,850	2,494.04
ANCTIL, DAVID A	52,200	138,500	24,250	166,450	2,846.30
ANCTIL, KAREN	119,700	180,000	0	299,700	5,124.87
ANDERSEN, SABRA	46,700	223,500	0	270,200	4,620.42
ANDERSON, CARL P	43,200	176,300	24,250	195,250	3,338.78
ANDERSON, CHARLES M	57,200	174,700	0	231,900	3,965.49

ANDERSON, NICHOLE L	41,300	170,700	24,250	187,750	3,210.53
ANDREW, FRED M	55,700	159,000	24,250	190,450	3,256.70
ANDROSCOGGIN AMISH	3,300	0	0	3,300	56.43
ANDROSCOGGIN AMISH	4,900	0	0	4,900	83.79
ANDROSCOGGIN AMISH	9,000	0	0	9,000	153.90
ANDROSCOGGIN GRANGE #8	41,000	170,000	211,000	0	0.00
ANDROSCOGGIN LAND TRUST	4,600	0	4,600	0	0.00
ANDROSCOGGIN LAND TRUST	100	0	100	0	0.00
ANDROSCOGGIN LAND TRUST	2,000	0	2,000	0	0.00
ANDROSCOGGIN LAND TRUST	3,600	0	3,600	0	0.00
ANGELLO, KIMBERLY A	47,600	192,300	24,250	215,650	3,687.62
ANNEAR, ETHAN & MEAGAN	48,400	96,600	0	145,000	2,479.50
ANNEAR, KELLY J	46,200	93,100	24,250	115,050	1,967.36
ANTHONY, ARTHUR	143,900	0	0	143,900	2,460.69
ANTIQUE DEPOT & TRADING	8,200	12,400	0	20,600	352.26
AREL, SEAN	800	0	0	800	13.68
AREL, SEAN	52,200	60,000	0	112,200	1,918.62
AREL, STEVE M	42,200	168,300	24,250	186,250	3,184.88
ARGUETA, ABELISARIO	52,900	118,200	0	171,100	2,925.81
ARMSTRONG, THERESA L	40,800	193,100	24,250	209,650	3,585.02
ARSENEAULT, BRYAN M	119,500	84,800	0	204,300	3,493.53
ARTHUR, PATRICK S	52,800	112,800	28,130	137,470	2,350.74
ASHCROFT, PR, BETH	71,700	123,700	0	195,400	3,341.34
ASSELIN, RICHARD R	46,200	133,100	0	179,300	3,066.03
ASSELIN, RICHARD R	39,000	217,600	0	256,600	4,387.86
ATLANTIC PROPERTY	52,600	65,900	0	118,500	2,026.35
AUBURN PLAZA INC	22,000	0	0	22,000	376.20
AUBURN PLAZA INC	74,200	0	0	74,200	1,268.82
AUDET, ADAM T	45,000	110,900	0	155,900	2,665.89
AUDET, DENIS J	48,000	126,700	0	174,700	2,987.37
AUDET, SHERI L	52,800	11,400	24,250	39,950	683.15
AUDET, THEODORE D	53,700	129,600	0	183,300	3,134.43
AUSTIN, JONATHAN	63,500	154,500	0	218,000	3,727.80
AUSTIN, LARRY	45,700	146,600	24,250	168,050	2,873.66
AUSTIN, LINDA	42,500	16,200	24,250	34,450	589.10
AUSTIN, PETER	71,700	27,700	0	99,400	1,699.74
AYER, JANICE A	35,800	103,400	24,250	114,950	1,965.65
B & B NR, LLC	60,600	309,300	0	369,900	6,325.29
B & C INVESTMENT CORP	79,700	580,100	0	659,800	11,282.58
BABBITT, MONIKA E	40,200	82,600	30,070	92,730	1,585.68
BACHKOVSKY, LISA	47,600	85,700	24,250	109,050	1,864.76
BAKER, EMERSON W	127,800	43,400	0	171,200	2,927.52
BAKER, TAYLA	44,300	32,200	0	76,500	1,308.15
BANKS, DAVID C	45,200	65,500	0	110,700	1,892.97
BAPTIST CHURCH OF	69,000	542,300	611,300	0	0.00
BARBATO, DONNA	0	25,000	0	25,000	427.50
BARCELOU, ROBERT D	44,900	106,100	24,250	126,750	2,167.43

BARIL, JOHN A	47,600	97,200	24,250	120,550	2,061.41
BARKER, TRACY L	40,400	89,000	0	129,400	2,212.74
BARKMAN, KIRK R	169,800	250,000	0	419,800	7,178.58
BARKMAN, NANCY KIRK	62,300	131,800	24,250	169,850	2,904.44
BARNARD, PAMELA J	41,000	110,300	0	151,300	2,587.23
BARNES, GARY C	39,400	102,700	24,250	117,850	2,015.24
BARRY, BRIAN D	42,400	180,100	0	222,500	3,804.75
BARRY, DUSTIN P	48,500	129,200	0	177,700	3,038.67
BARTHOLOMEW, SCOTT	51,200	133,500	0	184,700	3,158.37
BARTHOLOMEW, SCOTT A	61,900	232,300	24,250	269,950	4,616.15
BATES COLLEGE	138,000	237,000	375,000	0	0.00
BATES, CARL	45,000	95,300	24,250	116,050	1,984.46
BATES, HAROLD E	39,500	184,700	24,250	199,950	3,419.15
BATES, HAROLD E	125,500	242,600	0	368,100	6,294.51
BATES, KEITH A	76,700	110,000	24,250	162,450	2,777.90
BATES, RODNEY L	46,200	128,000	24,250	149,950	2,564.15
BATES, SCOTT R	46,300	145,600	24,250	167,650	2,866.82
BATRON, KELLIE	35,800	189,100	0	224,900	3,845.79
BATRON, KELLIE J	42,700	36,900	0	79,600	1,361.16
BATRON, KENNETH	51,700	0	0	51,700	884.07
BAYS, MICHAEL	45,700	126,800	30,070	142,430	2,435.55
BAZINET, MARC L	47,300	91,400	24,250	114,450	1,957.10
BAZINET, MARCEL	55,500	77,300	30,070	102,730	1,756.68
BAZINET, ROLAND	41,100	153,500	24,250	170,350	2,912.99
BEAL, CLAY	1,800	0	0	1,800	30.78
BEAM, STEVEN J	60,200	173,400	24,250	209,350	3,579.89
BEAUCAIRE, DAWN L	47,000	136,900	24,250	159,650	2,730.02
BEAUCHESNE, BARRY B	46,500	187,500	24,250	209,750	3,586.73
BEAUCHESNE, DAVID	42,600	151,100	24,250	169,450	2,897.60
BEAUCHESNE, DAVID G	21,600	0	0	21,600	369.36
BEAUCHESNE, DAVID G	14,200	10,600	0	24,800	424.08
BEAUDOIN, MICHAEL	46,300	110,500	24,250	132,550	2,266.61
BEAULE, DAVID B	49,900	228,000	0	277,900	4,752.09
BEAULE, RORY	63,100	121,600	24,250	160,450	2,743.70
BEAULE, RORY M	33,600	0	0	33,600	574.56
BEAULE, RORY M	34,800	0	0	34,800	595.08
BEAULIEU, IRENE A	85,900	80,700	24,250	142,350	2,434.19
BEAULIEU, TRACI R	41,000	152,900	24,250	169,650	2,901.02
BEAUPRE, ROBERT W	47,300	116,100	0	163,400	2,794.14
BECKEY, ANGELA	95,300	95,400	0	190,700	3,260.97
BECKEY, EVANGELISTA	45,900	104,200	24,250	125,850	2,152.04
BECKEY, TIMOTHY	0	9,500	0	9,500	162.45
BECKEY, TIMOTHY E	41,700	100,500	24,250	117,950	2,016.95
BECKEY, TIMOTHY E	122,500	0	0	122,500	2,094.75
BEDFORD, DONALD	45,000	101,500	24,250	122,250	2,090.48
BEDFORD, JEFFREY D	52,000	76,700	24,250	104,450	1,786.10
BEDFORD, KELLY, AKA	49,700	99,500	24,250	124,950	2,136.65

BEGIN, GILBERT & RITA	59,500	21,500	30,070	50,930	870.90
BEGIN, JANINE M	50,800	81,700	24,250	108,250	1,851.08
BEGIN, JOHN	0	41,400	0	41,400	707.94
BEGIN, JOHN	46,200	9,100	0	55,300	945.63
BEGIN, RANDY	49,800	123,800	0	173,600	2,968.56
BELANGER, ANITA V LIFE	33,200	0	0	33,200	567.72
BELANGER, ANITA V LIFE	52,500	114,200	30,070	136,630	2,336.37
BELANGER, MARC E &	99,400	113,300	0	212,700	3,637.17
BELANGER, RICHARD P	58,200	146,700	24,250	180,650	3,089.12
BELISLE, JOHN M	47,500	137,900	24,250	161,150	2,755.67
BELLEGARDE, PETER F	46,800	163,100	24,250	185,650	3,174.62
BELLMORE, DANNY R	47,400	208,400	0	255,800	4,374.18
BENNER, MELISSA W	42,500	46,400	0	88,900	1,520.19
BENNETT, JOHN J JR	50,100	232,800	24,250	258,650	4,422.92
BENNETT, ROXANNE	93,300	25,700	0	119,000	2,034.90
BENSON, DEBORAH L	42,500	85,800	24,250	104,050	1,779.26
BERGERON, KRYSTAL A	45,000	92,100	0	137,100	2,344.41
BERGERON, PAUL	48,800	72,000	24,250	96,550	1,651.01
BERGERON, WILLIAM JR	40,800	10,000	24,250	26,550	454.01
BERNARD, CHELSEA R	47,700	104,100	0	151,800	2,595.78
BERNARD, MARK	54,200	113,600	24,250	143,550	2,454.71
BERNARD, ROLAND R	59,000	152,900	24,250	187,650	3,208.82
BERNATCHEZ, MARIE J	81,200	44,800	0	126,000	2,154.60
BERNIER PROPERTIES LLC	51,800	317,100	0	368,900	6,308.19
BERNIER, ADAM M	43,100	203,100	24,250	221,950	3,795.35
BERNIER, BRIAN B	72,700	157,500	24,250	205,950	3,521.75
BERNIER, GEORGE A	47,100	30,900	30,070	47,930	819.60
BERNIER, HENRY	69,900	80,300	0	150,200	2,568.42
BERNIER, LORRY A	46,400	103,900	0	150,300	2,570.13
BERNIER, NORMAN R	52,700	191,300	24,250	219,750	3,757.73
BERNIER, ROBERT	39,500	155,300	24,250	170,550	2,916.41
BERNIER, ROGER	153,100	78,600	30,070	201,630	3,447.87
BERRY, CHET B	49,800	44,300	24,250	69,850	1,194.44
BERRY, KEVIN	46,800	32,100	0	78,900	1,349.19
BERRY, TRAVIS D	50,600	69,500	0	120,100	2,053.71
BERUBE, ANTHONY	45,400	68,200	24,250	89,350	1,527.89
BERUBE, MEAGAN	47,300	70,800	24,250	93,850	1,604.84
BERUBE, MICHAEL	180,100	0	0	180,100	3,079.71
BERUBE, NATHAN	49,100	165,600	24,250	190,450	3,256.70
BERUBE, ROBERT B	46,800	209,300	24,250	231,850	3,964.64
BERUBE, TIMOTHY W	42,900	83,100	24,250	101,750	1,739.93
BICKETT, HUGH P	43,000	18,300	0	61,300	1,048.23
BICKETT, HUGH P	35,000	85,600	30,070	90,530	1,548.06
BICKFORD, TONY K	48,100	99,300	24,250	123,150	2,105.87
BIG G REALTY LLC	62,200	111,100	0	173,300	2,963.43
BILODEAU, DANIELLE M	42,000	97,400	0	139,400	2,383.74
BILODEAU, KATHLEEN R	32,900	0	0	32,900	562.59

BILODEAU, KATHLEEN R	118,600	176,700	24,250	271,050	4,634.96
BINETTE, COREY J	46,500	211,900	0	258,400	4,418.64
BIRNEY, BENJAMIN M	46,800	115,800	0	162,600	2,780.46
BIRON, MICHAEL	40,800	108,100	24,250	124,650	2,131.52
BIRON, SHAWN M	49,600	214,300	0	263,900	4,512.69
BIRON, THOMAS	39,200	87,900	0	127,100	2,173.41
BIRT, DYLAN R	48,100	179,500	24,250	203,350	3,477.29
BISESTI, BRIANNA	77,100	0	0	77,100	1,318.41
BISESTI, JAMES	93,400	105,600	0	199,000	3,402.90
BISESTI, JAMES	163,900	371,500	24,250	511,150	8,740.67
BISESTI, JAMES L	77,100	0	0	77,100	1,318.41
BISSON, TARA	50,000	107,000	0	157,000	2,684.70
BISSON, TOBY L	54,000	7,400	0	61,400	1,049.94
BISSON, TOBY L	49,800	158,500	24,250	184,050	3,147.26
BISSONNETTE, MARCEL F	42,800	55,700	24,250	74,250	1,269.68
BLACK TIE PROPERTIES,	38,400	227,400	0	265,800	4,545.18
BLACKWOOD, ELISABETH	94,000	0	0	94,000	1,607.40
BLAIR, RYAN J	38,000	120,700	0	158,700	2,713.77
BLAIS, BEAU J	47,000	237,300	0	284,300	4,861.53
BLAIS, GERARD JR	46,200	264,700	0	310,900	5,316.39
BLAIS, MARIO EMILE	62,500	153,700	24,250	191,950	3,282.35
BLAIS, PHILIP R	46,200	130,200	24,250	152,150	2,601.77
BLAIS, RICHARD M	66,200	160,800	0	227,000	3,881.70
BLANCHARD, BRUCE A	46,800	123,800	24,250	146,350	2,502.59
BLANCHETTE, DENISE	34,700	17,300	0	52,000	889.20
BLAZER, KEVIN	600	0	0	600	10.26
BLIER, RAYMOND N	51,300	95,600	24,250	122,650	2,097.32
BOEHM, VICTORIA M	41,500	30,000	0	71,500	1,222.65
BOKLEMAN, JOY ANN	40,900	98,400	24,250	115,050	1,967.36
BOLDUC, GAETON	61,900	0	0	61,900	1,058.49
BOLDUC, GAETON	43,100	164,500	0	207,600	3,549.96
BOLDUC, JOAN J	54,000	48,600	24,250	78,350	1,339.79
BOLDUC, MATTHEW D	38,200	118,900	24,250	132,850	2,271.74
BOLDUC, PATRICIA M	42,000	61,000	30,070	72,930	1,247.10
BOLDUC, RICHARD A	39,700	90,200	30,070	99,830	1,707.09
BONENFANT, NICHOLAS W	1,400	0	0	1,400	23.94
BONENFANT, NICHOLAS W	51,800	140,300	24,250	167,850	2,870.24
BOSSE, ANN M	56,600	106,900	0	163,500	2,795.85
BOSSE, DAVID D	61,600	247,300	24,250	284,650	4,867.52
BOUCHARD, AMBER RAE	44,300	83,800	0	128,100	2,190.51
BOUCHARD, REGINALD	60,900	96,800	24,250	133,450	2,282.00
BOUCHARD, SUZANNE H	164,300	202,600	30,070	336,830	5,759.79
BOUCHER, DONALD D	46,600	168,400	24,250	190,750	3,261.83
BOUCHER, JAMIE	62,300	155,800	24,250	193,850	3,314.84
BOUCHER, RYAN J	64,900	0	0	64,900	1,109.79
BOUCHER, RYAN J	46,700	155,100	0	201,800	3,450.78
BOUDREAU, DENNIS R	43,800	78,400	24,250	97,950	1,674.95

BOUDREAU, RICHARD J	46,900	103,000	0	149,900	2,563.29
BOUDROW, FRANCIS	6,600	0	0	6,600	112.86
BOUDROW, FRANCIS	61,000	53,800	0	114,800	1,963.08
BOUEGEOIS, DERRICK	0	8,200	0	8,200	140.22
BOULET, MARK K	62,400	165,700	24,250	203,850	3,485.84
BOULET, RAYMOND R	46,800	99,800	0	146,600	2,506.86
BOULET, STEVEN P	61,400	368,900	24,250	406,050	6,943.46
BOULEY, MAURICE R	57,200	210,400	24,250	243,350	4,161.29
BOURGEOIS, RICHARD	43,100	118,200	0	161,300	2,758.23
BOURGOIN, NATHANIEL	36,000	0	0	36,000	615.60
BOURGOIN, ROBERT A II	29,400	1,700	0	31,100	531.81
BOURGOIN, ROBERT A II	55,900	185,300	24,250	216,950	3,709.85
BOUTIN, SHAWN M	46,600	92,200	0	138,800	2,373.48
BOWDEN, AMY	31,000	52,500	24,250	59,250	1,013.18
BOWDEN, ETHEL B	20,600	0	0	20,600	352.26
BOWDEN, JEFFREY	51,000	173,200	30,070	194,130	3,319.62
BOWDEN, JEFFREY G	37,200	0	0	37,200	636.12
BOWRING, KELLY L	31,400	0	0	31,400	536.94
BOYD, DEBRA E	56,900	209,800	24,250	242,450	4,145.90
BOYD, DOUGLAS	118,300	0	0	118,300	2,022.93
BOYD, DOUGLAS M	55,900	315,200	24,250	346,850	5,931.14
BOYD, MEGAN E	49,100	71,200	0	120,300	2,057.13
BOYINGTON, BYRON L	30,300	58,500	0	88,800	1,518.48
BRADBURY, DUSTIN	32,900	0	0	32,900	562.59
BRADBURY, DUSTIN	57,000	220,600	0	277,600	4,746.96
BRADBURY, NANCY	47,700	108,500	0	156,200	2,671.02
BRADEEN, JOSEPH D	24,100	195,800	24,250	195,650	3,345.62
BRADSTREET, JESSICA	46,800	67,300	24,250	89,850	1,536.44
BRADSTREET, KEVIN A	31,500	29,400	0	60,900	1,041.39
BRAGDON, NATALIE J	51,500	161,300	24,250	188,550	3,224.21
BRAGG, GARY L	50,800	107,400	24,250	133,950	2,290.55
BRAGG, KEITH J	45,300	107,400	0	152,700	2,611.17
BRANDT, ALVIN T	31,900	0	0	31,900	545.49
BRASSBRIDGE, CORY	95,000	155,800	24,250	226,550	3,874.01
BRAUN, MICHAEL G	112,400	69,900	0	182,300	3,117.33
BRECK, CATHERINE &	48,600	152,500	0	201,100	3,438.81
BRETON, DAVID	3,700	0	0	3,700	63.27
BRETON, GERARD P	152,900	146,400	24,250	275,050	4,703.36
BRETON, KATHY E	47,500	62,600	0	110,100	1,882.71
BRETON, LUCIEN E	39,700	19,700	30,070	29,330	501.54
BRETON, SHELLEY R	1,500	0	0	1,500	25.65
BRETON, TAMMIE	47,800	248,100	24,250	271,650	4,645.22
BREWER, JANICE	40,800	96,400	30,070	107,130	1,831.92
BREWER, LISA	0	8,600	8,600	0	0.00
BREWER, RICHARD	36,200	81,400	24,250	93,350	1,596.29
BRIGGS, JOHNNY D	45,000	72,100	0	117,100	2,002.41
BRISSON, TODD C	57,200	186,000	24,250	218,950	3,744.05

BROBERG, EILEEN	71,000	24,100	0	95,100	1,626.21
BROGNA, ANTHONY M	40,500	60,500	24,250	76,750	1,312.43
BROOKE, GREGORY A	49,000	151,500	0	200,500	3,428.55
BROOKFIELD RENEWABLE	1,008,000	0	0	1,008,000	17,236.80
BROUSSEAU, DANA R	55,100	100,500	0	155,600	2,660.76
BROWN, BRIAN C	47,000	200,000	24,250	222,750	3,809.03
BROWN, CHARLES E JR	47,700	119,000	0	166,700	2,850.57
BROWN, ERIC L	47,400	62,500	0	109,900	1,879.29
BROWN, JOSEPH	40,800	108,400	24,250	124,950	2,136.65
BROWN, ROBERT M	182,300	126,300	24,250	284,350	4,862.39
BROWN, SARAH E	22,500	0	0	22,500	384.75
BROWN, SARAH E	39,400	0	0	39,400	673.74
BROWN, SARAH E	137,400	43,800	0	181,200	3,098.52
BROWN, STEVEN C , TRUST	125,700	115,300	24,250	216,750	3,706.43
BRULE, DAVID J	40,800	115,100	24,250	131,650	2,251.22
BRULE, PHILIP L TRUSTEE	56,600	0	0	56,600	967.86
BRULE, PHILIP TRUSTEES	42,600	0	0	42,600	728.46
BRULE, RAYMOND L	45,500	156,600	24,250	177,850	3,041.24
BRUNO, MARTIN REVOCABLE	48,100	128,000	24,250	151,850	2,596.64
BRYANT, DAVID W	45,200	226,200	0	271,400	4,640.94
BUBIER CONTRUCTION, INC	89,600	2,200	0	91,800	1,569.78
BUBIER, BARBARA	56,500	135,300	24,250	167,550	2,865.11
BUBIER, BARBARA C	16,300	0	0	16,300	278.73
BUBIER, BARBARA R	132,800	30,700	0	163,500	2,795.85
BUBIER, DARCEY T	64,300	314,400	24,250	354,450	6,061.10
BUBIER, EARLE	53,000	85,100	24,250	113,850	1,946.84
BUBIER, EARLE JR	5,400	0	0	5,400	92.34
BUBIER, EARLE JR	73,900	0	0	73,900	1,263.69
BUBIER, EARLE JR	43,800	62,000	0	105,800	1,809.18
BUBIER, EARLE JR	52,400	244,400	24,250	272,550	4,660.61
BUBIER, EARLE R JR	57,300	112,200	0	169,500	2,898.45
BUBIER, GERALD	10,200	0	0	10,200	174.42
BUBIER, GLENICE F	24,900	0	0	24,900	425.79
BUBIER, GLENICE F	42,800	29,800	0	72,600	1,241.46
BUBIER, GLENICE F	76,300	0	0	76,300	1,304.73
BUBIER, GLENICE F	65,400	142,900	24,250	184,050	3,147.26
BUBIER, JAMIE ROSE	50,100	49,600	0	99,700	1,704.87
BUBIER, JUDITH A	45,800	0	0	45,800	783.18
BUBIER, MELINDA S	27,500	0	0	27,500	470.25
BUBIER, RANDY I	7,700	0	0	7,700	131.67
BUBIER, RANDY I	47,700	112,500	24,250	135,950	2,324.75
BUBIER, SANDRA	131,700	62,700	24,250	170,150	2,909.57
BUBIER, SCOTT E	38,300	11,300	24,250	25,350	433.49
BUBIER, SHELDON E	38,300	36,800	24,250	50,850	869.54
BUBIER, SHELDON E	61,000	74,600	0	135,600	2,318.76
BUBIER, STANLEY E	44,300	3,900	0	48,200	824.22
BUBIER, STANLEY E	47,000	89,000	0	136,000	2,325.60

BUBIER, STANLEY E JR	41,300	0	0	41,300	706.23
BUBIER, STANLEY E JR	46,600	94,400	24,250	116,750	1,996.43
BUBIER, TOBIE S	38,900	40,100	24,250	54,750	936.23
BUBIER, WAYNE A	800	0	0	800	13.68
BUBIER, WAYNE A	34,500	0	0	34,500	589.95
BUBIER, WAYNE A	47,300	23,100	0	70,400	1,203.84
BUBIER, WAYNE A &	58,900	102,500	24,250	137,150	2,345.27
BUBLAK, CLAY	89,300	205,900	24,250	270,950	4,633.25
BUCCIANINI, CARL TRUST	51,200	209,600	24,250	236,550	4,045.01
BUCKINGHAM, JARED M	45,700	104,900	24,250	126,350	2,160.59
BUDEK, THOMAS	46,500	27,900	0	74,400	1,272.24
BULL RUN STORAGE INC	120,400	312,000	0	432,400	7,394.04
BULLARD, EDMUND H	43,700	65,700	30,070	79,330	1,356.54
BUREAU, DIANE D	40,800	37,400	0	78,200	1,337.22
BUREAU, MICHAEL J	46,200	53,900	24,250	75,850	1,297.04
BURGESS, DAVID A	41,800	125,900	24,250	143,450	2,453.00
BURGESS, MARK	90,800	112,600	24,250	179,150	3,063.47
BURGESS, MARK W	28,300	0	0	28,300	483.93
BURGESS, MARK W	37,600	25,100	0	62,700	1,072.17
BURGESS, ROSEMARY A	48,600	114,600	0	163,200	2,790.72
BURNHAM, ERNEST D	43,900	31,700	0	75,600	1,292.76
BURNHAM, MATTHEW P JR	47,000	82,000	24,250	104,750	1,791.23
BUSBY, GUILBERT J	58,000	101,200	30,070	129,130	2,208.12
BUSSIERE, ANTHONY P	47,300	179,800	24,250	202,850	3,468.74
BUSSIERE, KYLE	51,200	138,900	0	190,100	3,250.71
BUSSIERE, PAUL R	42,200	165,600	24,250	183,550	3,138.71
BUSSIERE, ROBERT R	73,500	18,000	0	91,500	1,564.65
BUTEAU, LISA	0	24,000	24,000	0	0.00
BUTKEVICIUS, JENNIFER A	47,900	117,500	0	165,400	2,828.34
BUTKEVICIUS, KATHLEEN L	48,100	88,800	0	136,900	2,340.99
BUTTS, RICHARD B	46,600	124,600	30,070	141,130	2,413.32
BUZZELL, GARY W	158,500	225,400	24,250	359,650	6,150.02
BUZZELL, JAYSON	29,000	0	0	29,000	495.90
BUZZELL, JAYSON	48,700	91,000	24,250	115,450	1,974.20
BUZZELL, MERTON	38,600	0	0	38,600	660.06
CABRAL, BRUCE A	52,200	154,400	24,250	182,350	3,118.19
CADMAN, DAVID	47,900	153,900	24,250	177,550	3,036.11
CALDWELL, CHRISTOPHER	183,200	82,800	0	266,000	4,548.60
CALL, EDWARD C	40,100	127,900	24,250	143,750	2,458.13
CALVERT, ASHLEY LYNN &	68,800	58,300	0	127,100	2,173.41
CAMARDESE, GINO	40,800	169,900	30,070	180,630	3,088.77
CAMIC, KRISTEN L	36,400	0	0	36,400	622.44
CAMIC, STANLEY J	46,100	86,600	0	132,700	2,269.17
CAMIC, STANLEY J	88,900	338,200	24,250	402,850	6,888.74
CAMIRE, JOHN	51,100	44,600	24,250	71,450	1,221.80
CAMIRE, JUSTIN	0	14,600	0	14,600	249.66
CAMIRE, JUSTIN J	45,900	2,600	0	48,500	829.35

CAMIRE, RICHARD A	47,400	137,700	24,250	160,850	2,750.54
CAMIRE, RICHARD H	45,200	109,100	24,250	130,050	2,223.86
CAMPBELL, JESSICA A	47,100	128,900	24,250	151,750	2,594.93
CAMPBELL, LYNN P	61,900	274,100	0	336,000	5,745.60
CAMPBELL, MARK D	64,100	105,100	24,250	144,950	2,478.65
CANNELL, VICKI B	83,200	78,100	0	161,300	2,758.23
CANTIN, MATHEW R	47,700	117,100	0	164,800	2,818.08
CAPE TO GULF PROPERTIES	82,500	45,000	0	127,500	2,180.25
CAPEN, JOHN A	47,600	190,600	24,250	213,950	3,658.55
CAPORASO, PATRICK C	59,600	18,400	30,070	47,930	819.60
CAPPONI, PAULETTE D	104,500	195,900	24,250	276,150	4,722.17
CAREY, JAMES E	46,100	141,700	0	187,800	3,211.38
CAREY, JENNIFER ANN &	57,200	411,000	24,250	443,950	7,591.55
CAREY, PAULINE A LIVING	56,900	441,800	24,250	474,450	8,113.10
CARLISLE, BROC & MORGEN	46,600	289,400	0	336,000	5,745.60
CARNEY, CARMEN	40,500	24,100	24,250	40,350	689.99
CARON, CHRISTINE C	3,600	0	0	3,600	61.56
CARON, CHRISTINE C	45,200	71,300	24,250	92,250	1,577.48
CARON, CONRAD L	61,500	214,100	30,070	245,530	4,198.56
CARON, ELIZABETH M	54,100	211,700	24,250	241,550	4,130.51
CARON, FERNAND D	53,300	79,800	24,250	108,850	1,861.34
CARPENTER, MARK	64,200	212,900	24,250	252,850	4,323.74
CARR, STEPHEN B	46,000	83,600	24,250	105,350	1,801.49
CARRIER, GIL	44,300	190,900	24,250	210,950	3,607.25
CARROZZA, DEANNA M	79,900	125,700	24,250	181,350	3,101.09
CARTER, DAVID E	42,800	87,500	30,070	100,230	1,713.93
CAR-TY DEVELOPMENT LLC	238,000	37,200	0	275,200	4,705.92
CAR-TY DEVELOPMENT, LLC	0	16,600	0	16,600	283.86
CAR-TY DEVELOPMENT, LLC	80,800	56,400	0	137,200	2,346.12
CAR-TY DEVELOPMENT, LLC	44,500	141,800	0	186,300	3,185.73
CARVILLE KATHERINE	64,300	102,300	0	166,600	2,848.86
CASAVANT, MARC &	3,800	0	0	3,800	64.98
CASAVANT, MARC D 1/2	72,900	0	0	72,900	1,246.59
CASAVANT, RICHARD P	30,400	4,000	0	34,400	588.24
CASTLEBERRY, DONNA	46,300	102,700	24,250	124,750	2,133.23
CASTONGUAY, GERALD	46,400	109,600	0	156,000	2,667.60
CASTONGUAY, JESSIE	54,500	59,100	0	113,600	1,942.56
CAUX, GEORGETTE	56,500	220,700	24,250	252,950	4,325.45
CEDRE, VERONICA	49,500	63,200	24,250	88,450	1,512.50
CENTRA, WILLIAM	54,200	82,300	24,250	112,250	1,919.48
CENTRAL CHEMICAL CORP	99,000	78,500	0	177,500	3,035.25
CENTRAL MAINE POWER	57,900	0	0	57,900	990.09
CENTRAL MAINE POWER	270,000	0	0	270,000	4,617.00
CENTRAL MAINE POWER	15,531,400	0	0	15,531,400	265,586.94
CHABOT, DAVID D	66,300	314,800	24,250	356,850	6,102.14
CHABOT, MISSY B	49,100	115,100	0	164,200	2,807.82
CHABOT, PAUL	42,000	0	0	42,000	718.20

CHABOT, PAUL	57,100	155,500	24,250	188,350	3,220.79
CHABOT, PAUL J	22,100	0	0	22,100	377.91
CHABOT, PAUL J	41,200	5,100	0	46,300	791.73
CHABOT, PAUL J	49,100	0	0	49,100	839.61
CHABOT, PAUL J	50,200	0	0	50,200	858.42
CHABOT, PAUL J	53,700	0	0	53,700	918.27
CHABOT, PAUL J	83,900	0	0	83,900	1,434.69
CHADBURN, LINDA L	40,800	89,100	24,250	105,650	1,806.62
CHAISSON, DAVID W	46,400	96,300	24,250	118,450	2,025.50
CHAMBERLAND, MARCEL J	44,600	76,200	24,250	96,550	1,651.01
CHAMPAGNE, DONALD	40,800	2,100	0	42,900	733.59
CHAMPAGNE, LIONEL R	31,500	0	0	31,500	538.65
CHAMPAGNE, LIONEL R	47,500	106,000	24,250	129,250	2,210.18
CHAMPAGNE, RAYMOND G JR	53,500	252,600	0	306,100	5,234.31
CHAMPOUX, REALTY LLC	52,400	25,500	0	77,900	1,332.09
CHANDONNET, GREG	46,800	200,200	24,250	222,750	3,809.03
CHANDONNET, GREG M	54,600	103,900	0	158,500	2,710.35
CHAREST, GARY G	45,000	104,400	24,250	125,150	2,140.07
CHAREST, JOSHUA R	48,600	99,400	24,250	123,750	2,116.13
CHARLES, STEVEN J	45,900	169,400	24,250	191,050	3,266.96
CHARPENTIER, GAIL A	56,600	95,000	24,250	127,350	2,177.69
CHARPENTIER, RANDALL B	52,700	145,100	24,250	173,550	2,967.71
CHARRON, MARC S	50,800	64,100	24,250	90,650	1,550.12
CHASE, LEONARD D	52,900	155,900	24,250	184,550	3,155.81
CHASSE, MARCEL M	46,100	121,400	30,070	137,430	2,350.05
CHATEAUVERT, BRIAN S.	40,000	98,300	0	138,300	2,364.93
CHATEAUVERT, GLENN E	70,200	233,900	24,250	279,850	4,785.44
CHATEAUVERT, JUDITH	32,900	100,900	24,250	109,550	1,873.31
CHENEY, HERBERT R	68,400	386,200	0	454,600	7,773.66
CHIASSON, ALAN M	47,700	180,800	24,250	204,250	3,492.68
CHILD, KEVIN N	47,200	154,800	24,250	177,750	3,039.53
CHILD, MARY ANN	68,500	0	0	68,500	1,171.35
CHILD, TODD D	31,500	0	0	31,500	538.65
CHILD, TODD D	46,500	151,000	0	197,500	3,377.25
CHILDS, JOHN W	42,400	26,800	0	69,200	1,183.32
CHILDS, JOHN W	42,200	64,900	30,070	77,030	1,317.21
CHOUINARD, LEA	42,600	424,200	24,250	442,550	7,567.61
CHOUINARD, MICHAEL M	45,600	123,100	24,250	144,450	2,470.10
CHOUINARD, TIMOTHY	59,000	191,600	24,250	226,350	3,870.59
CHOUINARD, TINA M	42,700	139,600	24,250	158,050	2,702.66
CHRISTMAN, MARK J	70,900	93,800	24,250	140,450	2,401.70
CHRISTOFORO, MEMARIE D	600	0	0	600	10.26
CHRISTOFORO, MEMARIE D	44,000	73,000	24,250	92,750	1,586.03
CLARK, AUGUSTUS C	47,400	93,800	24,250	116,950	1,999.85
CLARK, BRENT J	45,300	41,200	24,250	62,250	1,064.48
CLARK, BRUCE J JR	48,100	116,900	24,250	140,750	2,406.83
CLARK, BRUCE J SR	104,700	170,300	24,250	250,750	4,287.83

CLARK, BRUCE J SR &	108,500	77,400	0	185,900	3,178.89
CLARK, FOREST	44,600	183,200	24,250	203,550	3,480.71
CLARK, JEFFREY L	52,400	125,000	0	177,400	3,033.54
CLARK, NEAL A	30,800	62,500	24,250	69,050	1,180.76
CLARK, RICHARD	35,400	124,800	24,250	135,950	2,324.75
CLARK, SHARON	29,700	78,500	0	108,200	1,850.22
CLARKE, RUTH M	36,300	44,300	24,250	56,350	963.59
CLARRAGE, MAXWELL R	37,700	100,600	0	138,300	2,364.93
CLAVET, LUCIEN H	15,100	0	0	15,100	258.21
CLAVET, LUCIEN H	25,500	0	0	25,500	436.05
CLAVET, RICKY B	42,000	93,000	0	135,000	2,308.50
CLEMENTS-DALLAIRE,	108,600	177,900	24,250	262,250	4,484.48
CLOUGH, MICHAEL	46,700	44,100	0	90,800	1,552.68
CLOUTIER, CHARLES	67,400	500	0	67,900	1,161.09
CLOUTIER, CHARLES E	48,600	109,500	24,250	133,850	2,288.84
CLOUTIER, CLAIRE G &	43,500	90,900	24,250	110,150	1,883.57
CLOUTIER, CLAUDE M	42,900	128,000	24,250	146,650	2,507.72
CLOUTIER, DANIEL	46,600	36,500	24,250	58,850	1,006.34
CLOUTIER, DAVID	44,300	113,600	24,250	133,650	2,285.42
CLOUTIER, DAVID B	60,300	101,500	24,250	137,550	2,352.11
CLOUTIER, JAMES O	30,800	93,000	24,250	99,550	1,702.31
CLOUTIER, JEAN MARC	46,200	128,000	24,250	149,950	2,564.15
CLOUTIER, JOE B	30,000	0	0	30,000	513.00
CLOUTIER, JOE B	41,300	0	0	41,300	706.23
CLOUTIER, JOE B	67,800	154,900	24,250	198,450	3,393.50
CLOUTIER, LISE MARIE	61,600	227,400	24,250	264,750	4,527.23
CLOUTIER, LORENZO	45,800	108,000	24,250	129,550	2,215.31
CLOUTIER, LORENZO R	41,100	22,800	24,250	39,650	678.02
CLOUTIER, MELISSA	40,700	96,000	24,250	112,450	1,922.90
CLOUTIER, PETER R	43,500	156,800	0	200,300	3,425.13
CLUKEY, RHONDA M	37,200	76,800	24,250	89,750	1,534.73
COADY, DAVID T	36,200	0	0	36,200	619.02
COADY, DAVID T	60,500	104,500	24,250	140,750	2,406.83
COADY, JAMES W	53,600	95,200	0	148,800	2,544.48
COADY, JOSEPH D	55,700	141,200	24,250	172,650	2,952.32
COBURN, ROYCE E	99,300	116,600	24,250	191,650	3,277.22
COBURN, TRACY LA	61,900	172,000	24,250	209,650	3,585.02
COCHRAN, ALONZO B &	44,600	31,000	0	75,600	1,292.76
COCHRAN, MARC B &	61,200	351,800	0	413,000	7,062.30
COLEMAN, JOSEPH F	46,900	168,200	24,250	190,850	3,263.54
COLEMAN, MALORIE K	54,100	238,300	24,250	268,150	4,585.37
COLEMAN, STEVEN J	47,000	142,800	0	189,800	3,245.58
COLLINS, ALAN L	58,600	109,700	0	168,300	2,877.93
COLLINS, BRIAN K	54,200	169,000	24,250	198,950	3,402.05
COLLINS, CLAIRE P	2,300	0	0	2,300	39.33
COLLINS, CLAIRE P	45,000	104,800	30,070	119,730	2,047.38
COLLINS, EDWARD P III	26,700	61,100	0	87,800	1,501.38

COLLINS, LARRY	56,800	39,700	30,070	66,430	1,135.95
COMEAU, KEITH A	45,500	99,900	24,250	121,150	2,071.67
COMMERCIAL TRADESMAN	55,900	0	0	55,900	955.89
COMMERCIAL TRADESMAN	44,000	339,100	0	383,100	6,551.01
COMMERCIAL TRADESMAN	50,300	475,600	0	525,900	8,992.89
COMMUNITY SERVICE	0	12,600	0	12,600	215.46
COMMUNITY SERVICE	14,200	100,200	0	114,400	1,956.24
CONRAD, JAMES & DEBORAH	55,000	154,100	0	209,100	3,575.61
CONROY, KATHLEEN	89,400	171,500	0	260,900	4,461.39
CONROY, PATRICK W	58,500	30,200	0	88,700	1,516.77
CONSALVO, ANGELA A	40,800	18,700	24,250	35,250	602.78
COOMBS, KELLIE A	53,100	82,900	0	136,000	2,325.60
CORMIER, CHRISTOPHER,	36,700	0	0	36,700	627.57
CORMIER, HENRY	0	23,800	23,800	0	0.00
CORMIER, SHANE	48,000	157,900	24,250	181,650	3,106.22
COSSEY, DESIREE	37,900	86,400	0	124,300	2,125.53
COTE, BERTRAND E	50,200	174,100	30,070	194,230	3,321.33
COTE, CAROLINE	57,300	43,200	0	100,500	1,718.55
COTE, MAURICE	41,800	105,700	30,070	117,430	2,008.05
COTE, RODNEY W &	32,200	208,900	0	241,100	4,122.81
COTE, RONALD	55,200	89,800	30,070	114,930	1,965.30
COTNOIR, MATTHEW R	47,800	192,100	0	239,900	4,102.29
COTY, ROL ORIANNE	48,200	76,200	24,250	100,150	1,712.57
COUILLARD, JOHN M	42,700	87,700	0	130,400	2,229.84
COUILLARD, PHILIPPE R	52,200	32,800	24,250	60,750	1,038.83
COURANT, JOHN A	45,600	97,500	30,070	113,030	1,932.81
COURBRON, JODY C	62,300	18,000	0	80,300	1,373.13
COURTEMANCHE, GILE	61,600	170,500	24,250	207,850	3,554.24
COURTEMANCHE, GILE R	48,000	163,100	0	211,100	3,609.81
COUTURE, DONALD F	46,400	87,300	24,250	109,450	1,871.60
COUTURE, RYAN	33,100	40,900	0	74,000	1,265.40
COUTURE, RYAN	39,900	89,800	0	129,700	2,217.87
COUTURE, RYAN	68,200	127,200	0	195,400	3,341.34
COUTURE, THOMAS J	39,400	102,900	0	142,300	2,433.33
COUTURIER, ANDRE M	45,200	110,600	24,250	131,550	2,249.51
COUTURIER, KATIE A	41,000	58,400	24,250	75,150	1,285.07
COUTURIER, ROGER	36,200	94,800	30,070	100,930	1,725.90
COUTURIER, ROGER P	46,800	140,500	24,250	163,050	2,788.16
CRAFTS, JOHN DALE	116,500	39,900	0	156,400	2,674.44
CRAIG, PETER	22,000	115,500	24,250	113,250	1,936.58
CRAVEN, DAVID M	64,200	30,500	0	94,700	1,619.37
CREAMER, GERALDINE M	54,700	116,300	30,070	140,930	2,409.90
CREAMER, STEVE	34,000	44,100	24,250	53,850	920.84
CROCKETT, MARY S	36,200	94,100	0	130,300	2,228.13
CROOKSTON, DAVID W	31,400	42,900	24,250	50,050	855.86
CROSBY, MARK	41,800	123,300	0	165,100	2,823.21
CROSSON, EDDIE J	46,600	139,400	0	186,000	3,180.60

CROWELL, JEFFREY W	40,800	84,700	0	125,500	2,146.05
CULLETON, SUZANNE M	45,200	91,500	0	136,700	2,337.57
CUMMINGS, RUTH ET ALS	0	16,600	16,600	0	0.00
CUNLIFFE, DAN	0	4,700	0	4,700	80.37
CUNLIFFE, DANIEL P SR	46,200	11,700	0	57,900	990.09
CUNLIFFE, DOROTHY P	91,600	43,800	0	135,400	2,315.34
CUNLIFFE, JUDITH E	127,300	133,800	24,250	236,850	4,050.14
CUNLIFFE, THOMAS J	31,500	0	0	31,500	538.65
CUNLIFFE, THOMAS J	46,800	208,500	0	255,300	4,365.63
CUNLIFFE, THOMAS J	46,500	313,800	0	360,300	6,161.13
CUNNINGHAM, CHERYL L	53,400	68,800	0	122,200	2,089.62
CURRAN, MICHAEL G	45,500	229,600	0	275,100	4,704.21
CURTIS, VICKI A	104,700	142,500	24,250	222,950	3,812.45
CYR, JOHN J	14,000	0	0	14,000	239.40
CYR, JOHN J	54,500	149,100	24,250	179,350	3,066.89
CYR, MARK	46,800	148,200	24,250	170,750	2,919.83
CYR, ROBERT R	48,100	121,000	30,070	139,030	2,377.41
CYR, STEVE R	40,400	174,000	24,250	190,150	3,251.57
D & D MANAGEMENT LLC	43,800	122,800	0	166,600	2,848.86
DAHAN, DAVID & MAYA A	58,100	285,000	0	343,100	5,867.01
DAIGLE, MATTHEW A	47,900	176,000	0	223,900	3,828.69
DAIGLE, RICHARD A	53,800	100,200	30,070	123,930	2,119.20
DAIGLE, STEVEN R	41,800	167,600	24,250	185,150	3,166.07
DAIGLE, ZACHARY S	45,500	101,200	0	146,700	2,508.57
DALEY, PATRICK B	51,700	9,500	24,250	36,950	631.85
DALY, CHRISTOPHER	57,200	213,700	0	270,900	4,632.39
DAME, CHARLES	61,300	35,100	0	96,400	1,648.44
DAMON, DONALD W JR	50,400	114,700	24,250	140,850	2,408.54
DAMOUR, GERARD	52,200	120,100	24,250	148,050	2,531.66
DANIELS, JAMES	138,400	11,000	0	149,400	2,554.74
DANIS, RENALD A	4,000	0	0	4,000	68.40
DANIS, RENALD A	12,000	8,900	0	20,900	357.39
DANSE, MICHAEL	10,400	0	0	10,400	177.84
DANSE, MICHAEL	41,800	112,400	0	154,200	2,636.82
D'AUGUSTINE, GREGORY	7,500	0	0	7,500	128.25
D'AUGUSTINE, GREGORY	47,600	240,900	24,250	264,250	4,518.68
D'AUGUSTINE, GREGORY J	2,100	0	0	2,100	35.91
DAVIS, JASON E	46,800	0	0	46,800	800.28
DAVIS, JASON E &	49,700	228,300	24,250	253,750	4,339.13
DAVIS, LILLIAN MAY	41,300	30,900	0	72,200	1,234.62
DAVIS, MICHAEL J	55,900	177,700	0	233,600	3,994.56
DAY, KEVIN W	42,100	78,900	0	121,000	2,069.10
DEAN, MIKE	0	18,200	0	18,200	311.22
DEARBORN, LINDA	41,000	76,800	24,250	93,550	1,599.71
DEBLOIS, EDGAR W	57,300	119,300	24,250	152,350	2,605.19
DEBLOIS, GLENN R	65,000	163,700	24,250	204,450	3,496.10
DEBLOIS, JOSEPH A	50,500	225,600	24,250	251,850	4,306.64

DECOSTER, JEREMY J	48,200	152,600	0	200,800	3,433.68
DEEMER-KIMBALL, KRYSTLE	38,000	81,300	24,250	95,050	1,625.36
DEFELICE, RALPH J JR	37,500	97,400	24,250	110,650	1,892.12
DELORME, ROLAND J	35,400	15,800	0	51,200	875.52
DELORME, ROLAND JOSEPH	62,800	77,300	24,250	115,850	1,981.04
DEMASCIO, JAMES	48,100	93,600	24,250	117,450	2,008.40
DEMERS, RYAN	53,700	173,800	24,250	203,250	3,475.58
DEMERS, SANDRA	87,300	115,500	24,250	178,550	3,053.21
DENNIS, PETER L	47,700	128,800	24,250	152,250	2,603.48
DENONVILLE, GARY A	43,500	100,900	24,250	120,150	2,054.57
DENONVILLE, MAURICE A	43,700	62,200	24,250	81,650	1,396.22
DEROCHER, HALSY M	42,800	143,600	24,250	162,150	2,772.77
DEROCHER, JOSEPH W	43,500	251,700	24,250	270,950	4,633.25
DESCHAIINE, SHERRY A	53,100	117,600	24,250	146,450	2,504.30
DESCHENES, JENNIFER P	57,200	113,100	0	170,300	2,912.13
DESJARDINS, ROBIN E	46,600	167,500	24,250	189,850	3,246.44
DESOI, CYNTHIA ALLEN	60,600	243,700	24,250	280,050	4,788.86
DIBELLO, FRED	42,100	213,600	24,250	231,450	3,957.80
DIBELLO, ROBERT A	53,800	111,100	24,250	140,650	2,405.12
DICKINSON, FREDERICK J	25,800	124,600	24,250	126,150	2,157.17
DIEHL, RYAN	47,200	236,100	24,250	259,050	4,429.76
DILLMAN, STEPHEN W	45,500	176,600	0	222,100	3,797.91
DIMARCO, JENNIFER	46,600	400,500	0	447,100	7,645.41
DION, GERARD M	63,400	240,000	0	303,400	5,188.14
DIONNE, BRIANA M	46,100	106,100	0	152,200	2,602.62
DIONNE, CATHERINE A	34,000	39,000	5,820	67,180	1,148.78
DIONNE, RICHARD B	43,600	173,700	24,250	193,050	3,301.16
DOBSON, ANTHONY H	39,000	83,300	0	122,300	2,091.33
DODGE, LAURIE A	45,000	82,600	24,250	103,350	1,767.29
DONALDSON, JUSTIN B	54,000	195,200	0	249,200	4,261.32
DONNELL, CHRISTOPHER	46,800	106,200	0	153,000	2,616.30
DONNELL, ELIZABETH A	46,500	45,300	0	91,800	1,569.78
DONOGHUE, ROBERT	0	25,200	0	25,200	430.92
DONOVAN, ALBERT	60,000	181,600	0	241,600	4,131.36
DOORLY, JAMES W JR	26,500	41,600	24,250	43,850	749.84
DORRANCE, WAYNE J	45,700	63,800	0	109,500	1,872.45
DOSTIE, PAUL	54,300	86,400	0	140,700	2,405.97
DOSTIE, RICHARD G	42,800	47,100	0	89,900	1,537.29
DOUCETTE, SEAN J	58,600	0	0	58,600	1,002.06
DOUCETTE, SEAN J	117,600	221,400	24,250	314,750	5,382.23
DOUGLASS, DAVID L	38,200	34,000	0	72,200	1,234.62
DOYER, GERALD H	74,000	30,600	0	104,600	1,788.66
DOYON, JAMES A	45,500	84,200	24,250	105,450	1,803.20
DOYON, JAMES A	82,500	32,200	0	114,700	1,961.37
DOYON, NORMAND F	48,600	141,400	24,250	165,750	2,834.33
DOYON, RICHARD	35,400	151,700	24,250	162,850	2,784.74
DOYON, SCOTT	18,500	0	0	18,500	316.35

DRAPER, JOAN	52,900	133,500	24,250	162,150	2,772.77
DRAPER, KATHERINE	31,400	56,000	0	87,400	1,494.54
DRINKWATER, CHRISTINA	0	18,800	18,800	0	0.00
DROLSON, LUKE J	40,800	12,800	24,250	29,350	501.89
DUBE, MAURICE N	53,900	193,700	24,250	223,350	3,819.29
DUBE, MICHAEL C	43,000	44,400	24,250	63,150	1,079.87
DUBE, PETER E	57,200	176,200	24,250	209,150	3,576.47
DUBE, SUSAN D	40,600	95,300	24,250	111,650	1,909.22
DUBE, THOMAS N	51,700	167,700	24,250	195,150	3,337.07
DUBOIS, REGGIE	8,600	0	0	8,600	147.06
DUBOIS, RICHARD J	35,200	59,400	0	94,600	1,617.66
DUBOIS, TRENA M	46,600	103,100	24,250	125,450	2,145.20
DUCHETTE, ROLAND L JR	43,000	103,800	24,250	122,550	2,095.61
DUFORT, ROLAND &	46,500	37,900	0	84,400	1,443.24
DUFOUR, DONALD P	48,200	201,500	0	249,700	4,269.87
DUGUAY, FRANCIS E	54,200	94,900	24,250	124,850	2,134.94
DUKES FAMILY LLC	45,500	0	0	45,500	778.05
DUKES FAMILY LLC	47,000	800	0	47,800	817.38
DULAC, AMY L	41,500	0	0	41,500	709.65
DULAC, AMY L	46,500	131,200	24,250	153,450	2,624.00
DULAC, ROGER E	45,000	53,900	24,250	74,650	1,276.52
DULAC, WILBERT W	38,700	90,600	24,250	105,050	1,796.36
DULAC, WILBERT W	102,500	84,400	24,250	162,650	2,781.32
DUMAIS, TAMMY L	46,500	153,900	24,250	176,150	3,012.17
DUMONT, ALBERT W	64,000	115,000	24,250	154,750	2,646.23
DUMONT, BILLY J	48,600	151,000	24,250	175,350	2,998.49
DUMONT, DAVID	148,300	122,400	24,250	246,450	4,214.30
DUMONT, RONALD E	41,600	182,900	24,250	200,250	3,424.28
DUNCAN, JAMES A	56,600	177,900	24,250	210,250	3,595.28
DUNCAN, PAUL A JR	41,000	199,700	24,250	216,450	3,701.30
DUNHAM, KYLE E	48,900	168,600	0	217,500	3,719.25
DUNHAM, MARK	45,900	113,000	24,250	134,650	2,302.52
DUNN, VALERIE V	140,000	167,300	24,250	283,050	4,840.16
DUNNE, MARGARET	65,900	46,700	0	112,600	1,925.46
DUNNINGTON, JARED C	52,500	26,100	0	78,600	1,344.06
DUNNINGTON, JARED C	49,900	103,800	0	153,700	2,628.27
DUNTON, OCEAN F &	61,300	134,200	0	195,500	3,343.05
DUPONT, THOMAS A	32,200	78,800	0	111,000	1,898.10
DUPUIS, RENAUD R &	4,700	0	0	4,700	80.37
DUPUIS, RENAUD R &	54,500	214,900	0	269,400	4,606.74
DUQUETTE, PAUL R	104,800	160,500	0	265,300	4,536.63
DURGIN, MICHAEL S	41,000	125,900	24,250	142,650	2,439.32
DUSTIN, RACHEL A	42,800	57,900	0	100,700	1,721.97
E J ENTERPRISES LLC	47,700	4,300	0	52,000	889.20
E J ENTERPRISES LLC	44,300	56,800	0	101,100	1,728.81
EASTER, CLAYTON A	59,000	129,200	0	188,200	3,218.22
ECKERT, JEFFREY A	65,000	226,200	0	291,200	4,979.52

EDDY, DAWN M	44,200	22,700	24,250	42,650	729.32
EDMUNDS, ROBYN C	39,100	0	0	39,100	668.61
EDWARDS, MICHAEL	53,200	0	0	53,200	909.72
ELLIOTT, OWEN G	39,000	22,200	0	61,200	1,046.52
ELLISON, DOUGLAS W	43,200	87,200	0	130,400	2,229.84
EMBER, JAMES R	41,000	25,100	0	66,100	1,130.31
EMERSON, KENNETH C	102,000	93,800	24,250	171,550	2,933.51
ENNIS, ANDREA J	43,800	86,900	24,250	106,450	1,820.30
EPSTEIN, JOSHUA M &	43,500	0	0	43,500	743.85
EPSTEIN, JOSHUA M &	199,600	104,400	0	304,000	5,198.40
EQUITY TRUST CO,	77,100	160,400	0	237,500	4,061.25
ERLANDSON, JAN	18,000	4,100	0	22,100	377.91
ERSKINE, BRYAN R	43,800	97,300	24,250	116,850	1,998.14
ESPENSCHIED, DANIEL L	63,000	120,600	0	183,600	3,139.56
ESTABROOK, CHERYL A	49,100	37,800	0	86,900	1,485.99
ETHRIDGE, SANDRA J	31,800	0	0	31,800	543.78
ETHRIDGE, WILLIS R	5,400	0	0	5,400	92.34
EWING, HOLLY A	44,900	137,800	24,250	158,450	2,709.50
FALES, EILEEN M	116,500	0	0	116,500	1,992.15
FALES, ROSCOE H	12,300	0	0	12,300	210.33
FALES, ROSCOE H (HEIRS)	78,400	27,100	0	105,500	1,804.05
FANTIGROSSI, ANTHONY T	26,200	400	0	26,600	454.86
FANTIGROSSI, ANTHONY T	127,400	73,500	0	200,900	3,435.39
FANTOZZI, JUDY A	46,800	21,900	0	68,700	1,174.77
FARRENKOPF, CHERYL L	48,000	7,200	0	55,200	943.92
FARRENKOPF, ERIC R	55,500	109,700	0	165,200	2,824.92
FARRINGTON, NORMAN S JR	46,400	104,100	30,070	120,430	2,059.35
FARRINGTON, THERESA L	46,400	89,800	24,250	111,950	1,914.35
FARRIS PARK LLC	186,300	392,200	0	578,500	9,892.35
FARRIS, DARRYL K	17,200	0	0	17,200	294.12
FARRIS, DARRYL K	47,300	150,600	24,250	173,650	2,969.42
FARRIS, DARRYL K	59,400	301,200	0	360,600	6,166.26
FARRIS, GEORGE R JR	46,000	118,100	24,250	139,850	2,391.44
FARRIS, GERRY W	47,300	132,800	0	180,100	3,079.71
FARWELL, RUSSELL E	45,900	109,200	30,070	125,030	2,138.01
FECTEAU, RITA (HEIRS)	46,800	6,600	0	53,400	913.14
FEDERICO, DAVID E	70,400	84,900	0	155,300	2,655.63
FEELY, JOLINE G	54,900	19,400	24,250	50,050	855.86
FELLOWSHIP CHURCH	50,400	303,400	353,800	0	0.00
FERNALD, DOROTHY J	54,000	197,600	24,250	227,350	3,887.69
FERRARA, RHONDA	93,400	55,000	24,250	124,150	2,122.97
FERRARA, RHONDA	17,100	167,200	0	184,300	3,151.53
FERRELL, DAVID S	55,900	121,300	24,250	152,950	2,615.45
FIELD, EUGENE	30,000	100	0	30,100	514.71
FIELD, EUGENE	55,300	127,700	24,250	158,750	2,714.63
FIELD, JAMES	47,500	174,900	0	222,400	3,803.04
FIELD, RAY D LIFE	45,000	48,500	24,250	69,250	1,184.18

FISCHER, PAUL E	6,600	0	0	6,600	112.86
FISCHER, PAUL E	67,700	229,700	24,250	273,150	4,670.87
FISHER, BARBARA J	32,200	118,100	24,250	126,050	2,155.46
FITZSIMMONS, JOSEPH W	52,800	102,600	24,250	131,150	2,242.67
FLEET TRUCK AND	66,500	233,400	0	299,900	5,128.29
FOGG, JOHN	65,000	111,400	30,070	146,330	2,502.24
FOGG, PATRICIA	39,800	66,400	24,250	81,950	1,401.35
FOISY, RICHARD	40,400	166,300	24,250	182,450	3,119.90
FONG, PEGGY S	57,200	247,100	0	304,300	5,203.53
FONTAINE, DANIEL	57,600	403,700	24,250	437,050	7,473.56
FOOTMAN, KAREN A	32,000	58,000	24,250	65,750	1,124.33
FORSTER, DIANE A	85,600	45,200	0	130,800	2,236.68
FORTIER, PHILIP	48,000	52,900	24,250	76,650	1,310.72
FORTIN CONSTRUCTION INC	27,000	0	0	27,000	461.70
FORTIN CONSTRUCTION INC	47,800	0	0	47,800	817.38
FORTIN CONSTRUCTION,	30,300	0	0	30,300	518.13
FORTIN CONSTRUCTION,	31,400	0	0	31,400	536.94
FORTIN, DANIEL A	46,800	170,400	24,250	192,950	3,299.45
FORTIN, GEORGE L	4,300	0	0	4,300	73.53
FORTIN, GEORGE L	74,200	80,000	0	154,200	2,636.82
FORTIN, JOHN D	40,500	21,900	0	62,400	1,067.04
FORTIN, MARY E	45,500	138,200	24,250	159,450	2,726.60
FORTIN, MICHAEL G	29,400	79,800	0	109,200	1,867.32
FORTIN, RYAN	61,500	178,500	0	240,000	4,104.00
FORTIN, THERESA A	48,100	117,300	24,250	141,150	2,413.67
FOURNIER, JARED R &	110,400	225,100	24,250	311,250	5,322.38
FOURNIER, SUSAN V	104,900	394,400	24,250	475,050	8,123.36
FOURNIER, TANYA L	49,500	185,000	0	234,500	4,009.95
FOWLER, RICHARD K	48,200	116,800	24,250	140,750	2,406.83
FRANCISCAN FATHERS	41,000	0	41,000	0	0.00
FRANCISCAN FATHERS	21,100	0	21,100	0	0.00
FRANCOEUR, ZECHARIAH	41,400	74,200	24,250	91,350	1,562.09
FRASER, RALPH	55,700	122,300	30,070	147,930	2,529.60
FRAZER, CELESTE L	44,800	44,700	0	89,500	1,530.45
FRECHETTE, CODY M	19,500	31,300	0	50,800	868.68
FRECHETTE, MICHAEL J	51,800	108,700	24,250	136,250	2,329.88
FREDERIKSEN, DAVID L	63,200	177,500	24,250	216,450	3,701.30
FREEWAY INVESTMENTS	37,600	0	0	37,600	642.96
FRENCH, RICHARD H	46,900	227,500	24,250	250,150	4,277.57
FROST, ADAM	51,300	101,500	0	152,800	2,612.88
FURBUSH, CARLTON	40,800	99,600	24,250	116,150	1,986.17
FURMAN, ALICIA	3,600	0	0	3,600	61.56
FURMAN, ALICIA	9,000	0	0	9,000	153.90
FURMAN, ALICIA	45,200	0	0	45,200	772.92
FUTERA, NATHAN A	103,300	129,900	0	233,200	3,987.72
G & L REAL ESTATE LLC	37,000	0	0	37,000	632.70
G & L REAL ESTATE LLC	169,200	1,010,500	0	1,179,700	20,172.87

G.I.P.O.P.	0	1,281,400	1,281,400	0	0.00
G.I.P.O.P.	211,700	0	0	211,700	3,620.07
GABRI, BARBARA M	46,800	169,800	0	216,600	3,703.86
GABRI, CAPEN	57,200	166,200	24,250	199,150	3,405.47
GAFFNEY, PATRICK	121,900	17,800	0	139,700	2,388.87
GAGNE, ANGELA	40,600	81,400	0	122,000	2,086.20
GAGNE, DANIEL & PATRICE	157,100	29,100	0	186,200	3,184.02
GAGNE, EUGENE R	53,200	74,300	30,070	97,430	1,666.05
GAGNE, IRENE	43,800	115,700	24,250	135,250	2,312.78
GAGNE, IRENE	46,600	165,200	30,070	181,730	3,107.58
GAGNE, JOHN ET ALS	66,600	63,100	24,250	105,450	1,803.20
GAGNE, LEO R	46,600	144,300	24,250	166,650	2,849.72
GAGNE, LISA M	41,300	121,600	24,250	138,650	2,370.92
GAGNE, PAUL	46,200	187,100	0	233,300	3,989.43
GAGNE, THOMAS W	32,800	64,800	24,250	73,350	1,254.29
GAGNON, BONNIE J	59,100	25,300	24,250	60,150	1,028.57
GAGNON, GARY M	38,500	61,900	0	100,400	1,716.84
GAGNON, GERARD N	48,600	107,800	30,070	126,330	2,160.24
GAGNON, MICHAEL	39,500	152,000	24,250	167,250	2,859.98
GAJARSKI, DAVID J	53,100	31,700	30,070	54,730	935.88
GAMACHE, DANIEL C	63,800	26,200	0	90,000	1,539.00
GAMOW, ALICIA S	54,600	145,200	30,070	169,730	2,902.38
GARDNER, CARLTON J	41,400	137,300	24,250	154,450	2,641.10
GARGIULO, SUSAN	87,000	58,400	0	145,400	2,486.34
GARRITY, TIMOTHY J	35,800	78,300	0	114,100	1,951.11
GARRITY, TIMOTHY J	45,000	95,700	0	140,700	2,405.97
GATES, BRADY J	43,500	188,200	24,250	207,450	3,547.40
GATTI, DEBRA	57,200	188,000	24,250	220,950	3,778.25
GAUDIN, NATHAN J	50,400	109,300	24,250	135,450	2,316.20
GAUTHIER, BECKY L	50,400	39,100	0	89,500	1,530.45
GAUTHIER, KATHLEEN	50,900	20,600	24,250	47,250	807.98
GAUTHIER, LUC	46,300	60,900	24,250	82,950	1,418.45
GAUTHIER, MARCEL	32,200	13,800	24,250	21,750	371.93
GAUTHIER, MARCEL P	30,200	15,300	0	45,500	778.05
GAUTHIER, PAUL M	59,600	175,800	0	235,400	4,025.34
GAUTHIER, PAULINE J	700	0	0	700	11.97
GAUTHIER, PAULINE J	60,800	69,000	24,250	105,550	1,804.91
GAUTHIER, RICHARD J	61,100	145,700	0	206,800	3,536.28
GENDRON, DAVID M	97,900	174,200	0	272,100	4,652.91
GENDRON, DIANE	62,900	365,200	0	428,100	7,320.51
GENDRON, DIANE C	48,500	106,700	0	155,200	2,653.92
GENDRON, DOREEN T	39,000	101,000	24,250	115,750	1,979.33
GENDRON, JENNIFER	15,000	0	0	15,000	256.50
GERVAIS HOMES, LLC	26,200	0	0	26,200	448.02
GERVAIS, RICHARD J	53,100	106,100	0	159,200	2,722.32
GERVAIS, ROGER W	47,700	75,000	0	122,700	2,098.17
GIANOPOULOS, CHRISTOS	50,600	161,300	24,250	187,650	3,208.82

GIASSON, JOSEPH	46,100	105,500	0	151,600	2,592.36
GIBBS JAMES & MICHAEL	50,900	85,200	24,250	111,850	1,912.64
GIBBS, HAROLD	32,300	0	0	32,300	552.33
GIBBS, HAROLD J JR	67,600	73,700	24,250	117,050	2,001.56
GIBBS, MICHAEL A	47,700	108,800	24,250	132,250	2,261.48
GIBBS, SHARON G	52,400	146,400	24,250	174,550	2,984.81
GIDDINGS, CHRISTINA A	45,500	33,400	24,250	54,650	934.52
GIGUERE, LUCILLE P LIFE	36,200	76,200	24,250	88,150	1,507.37
GILBERT, ALEXANDER	28,400	0	0	28,400	485.64
GILBERT, ERIC	61,500	380,700	0	442,200	7,561.62
GILBERT, GREGORY	26,200	15,700	0	41,900	716.49
GILBERT, MICHAEL W	19,500	0	0	19,500	333.45
GILBERT, PAUL	58,700	0	0	58,700	1,003.77
GILBERT, PAUL	41,600	179,900	0	221,500	3,787.65
GILBERT, STEVEN L	48,900	87,100	24,250	111,750	1,910.93
GILBERT, YVON R	59,500	160,200	0	219,700	3,756.87
GILCHRIST, ERYN M	46,200	96,000	24,250	117,950	2,016.95
GILMORE, EARLE A	47,000	132,400	24,250	155,150	2,653.07
GIRARD, ANNE M	42,800	96,300	24,250	114,850	1,963.94
GIRARD, TIMOTHY I	37,700	119,800	0	157,500	2,693.25
GIRARDIN, PAUL	47,700	91,700	24,250	115,150	1,969.07
GIROUARD, JEFFREY	40,600	205,700	24,250	222,050	3,797.06
GIROUARD, STEPHANIE L	31,400	196,600	24,250	203,750	3,484.13
GIROUX, EDWARD &	161,800	140,100	24,250	277,650	4,747.82
GIROUX, EDWARD H	43,800	118,100	24,250	137,650	2,353.82
GIROUX, MASON F &	47,000	121,800	0	168,800	2,886.48
GIROUX, RYAN E	82,700	132,900	24,250	191,350	3,272.09
GL, LLC	31,900	0	0	31,900	545.49
GLASSCOCK, ANNETTE	0	13,300	13,300	0	0.00
GLC REAL ESTATE LLC	41,500	8,200	0	49,700	849.87
GLC REAL ESTATE LLC	57,300	16,500	0	73,800	1,261.98
GLC REAL ESTATE, LLC	46,500	10,600	0	57,100	976.41
GODDARD, LORI A	37,900	100,800	24,250	114,450	1,957.10
GOLDRUP, ALTON	63,300	61,600	30,070	94,830	1,621.59
GOLDRUP, CLYDE M	55,200	55,000	24,250	85,950	1,469.75
GOLDRUP, JULIE	25,800	113,200	0	139,000	2,376.90
GOLDRUP, LILLA	18,800	0	0	18,800	321.48
GOLDRUP, LILLA	43,500	79,200	24,250	98,450	1,683.50
GOLDRUP, MARION A	92,200	95,100	24,250	163,050	2,788.16
GOLDRUP, SHAWN A	44,900	122,600	24,250	143,250	2,449.58
GORHAM, CHRISTOPHER R	55,800	102,000	24,250	133,550	2,283.71
GORHAM, PATRICK	52,200	175,100	24,250	203,050	3,472.16
GOSS, SANDRA L	46,200	73,700	0	119,900	2,050.29
GOSSELIN, AARON J	44,100	162,800	0	206,900	3,537.99
GOSSELIN, CARRIE	45,200	124,100	0	169,300	2,895.03
GOSSELIN, RICHARD J	57,200	141,800	24,250	174,750	2,988.23
GOSSELIN, SCOTT	49,700	30,800	0	80,500	1,376.55

GOUDREAU, FRANK C	5,500	0	0	5,500	94.05
GOUDREAU, FRANK CLYDE	106,300	337,500	24,250	419,550	7,174.31
GOULD, ROBERT C SR &	45,000	110,000	0	155,000	2,650.50
GOULET, KERRY L	46,900	44,100	24,250	66,750	1,141.43
GOULET, MICHAEL G	9,200	0	0	9,200	157.32
GOULET, RAYMOND E	5,800	0	0	5,800	99.18
GOULET, RAYMOND E	79,000	0	0	79,000	1,350.90
GOULET, STEVEN J	38,700	155,600	24,250	170,050	2,907.86
GOULETTE, TEX L	70,100	69,100	0	139,200	2,380.32
GOUPIL, ROLAND	0	10,900	10,900	0	0.00
GOWELL, STEPHEN I	46,500	134,800	24,250	157,050	2,685.56
GOYETTE, BRIDGET A	40,400	33,600	24,250	49,750	850.73
GOYETTE, SEAN R & STACY	48,400	15,000	0	63,400	1,084.14
GRAHAM, DANIEL CALVIN	50,100	97,400	24,250	123,250	2,107.58
GRANDMAISON, PAUL	29,500	21,500	24,250	26,750	457.43
GRANT, LEON	39,000	0	0	39,000	666.90
GRANT, LEON	51,200	98,000	24,250	124,950	2,136.65
GRANT, RONALD I	48,200	181,100	30,070	199,230	3,406.83
GRANT, STEPHEN D	46,500	211,600	24,250	233,850	3,998.84
GRAUL, DONALD R	46,500	47,800	24,250	70,050	1,197.86
GRAVEL, BOBBIE S	50,400	161,800	0	212,200	3,628.62
GRAVEL, DANNY C	44,900	101,000	24,250	121,650	2,080.22
GRAY, JOHN M	47,500	172,300	0	219,800	3,758.58
GRAY, PETER M	38,400	44,300	24,250	58,450	999.50
GRAY, TRAVIS	27,700	0	0	27,700	473.67
GRAY, TRAVIS	50,200	39,400	0	89,600	1,532.16
GRAY, TRAVIS B	40,300	3,800	0	44,100	754.11
GRAY, TRAVIS B	40,800	187,900	0	228,700	3,910.77
GREEN MAINE REALTY	52,100	31,900	0	84,000	1,436.40
GREEN, DENNIS W	48,800	106,800	30,070	125,530	2,146.56
GREENE CENTRAL SCHOOL	135,200	1,271,400	1,406,600	0	0.00
GREENE DUMP # 2	66,600	18,800	85,400	0	0.00
GREENE FIRE DEPARTMENT	52,200	1,069,900	1,122,100	0	0.00
GREENE GRAVEL PIT	12,000	0	12,000	0	0.00
GREENE MUNICIPAL	79,900	768,000	847,900	0	0.00
GREENE RECREATION	88,800	0	88,800	0	0.00
GREENE TOWN DUMP	35,100	0	35,100	0	0.00
GREENE TOWN HOUSE	9,000	57,600	66,600	0	0.00
GREENE, DAVID C	114,400	0	0	114,400	1,956.24
GREENE, DAVID C	125,100	103,600	24,250	204,450	3,496.10
GREENLAW, KATHERINE J	42,000	214,000	0	256,000	4,377.60
GREENWOOD CEMETERY	1,400	0	1,400	0	0.00
GREENWOOD, EDWARD	45,000	108,100	30,070	123,030	2,103.81
GREENWOOD, ROBERT E	39,800	104,100	24,250	119,650	2,046.02
GREFER-KIRKLAND,	47,100	0	0	47,100	805.41
GREGOIRE, MAURICE R	79,200	203,500	24,250	258,450	4,419.50
GRENIER, DIANA	65,300	181,900	24,250	222,950	3,812.45

GRENIER, LAURA A	46,500	40,300	0	86,800	1,484.28
GRENIER, LIONEL	8,000	0	0	8,000	136.80
GRENIER, LIONEL	21,900	0	0	21,900	374.49
GRENIER, LIONEL	25,200	0	0	25,200	430.92
GRENIER, LIONEL	27,300	0	0	27,300	466.83
GRIFFIN, DEIDRE A	45,300	100,100	0	145,400	2,486.34
GRIFFIN, JOLINE B	53,000	34,500	0	87,500	1,496.25
GRIFFIN, LEAH A	38,600	143,800	24,250	158,150	2,704.37
GRIGSBY, SUSAN	171,800	362,000	0	533,800	9,127.98
GRIMMEL, FRANCIS	36,200	73,600	30,070	79,730	1,363.38
GRIMMEL, PAUL	50,000	66,800	30,070	86,730	1,483.08
GRIMMEL, RODNEY	47,000	145,600	24,250	168,350	2,878.79
GROLEAU, PAUL L	41,400	37,000	24,250	54,150	925.97
GRONDIN, MARK R	62,300	139,800	24,250	177,850	3,041.24
GRONDIN, PAUL L	47,300	187,900	24,250	210,950	3,607.25
GROVER, JEFFREY M	58,800	69,100	0	127,900	2,187.09
GROVER, JEFFREY M &	81,500	45,000	0	126,500	2,163.15
GROVER, MICHAEL	46,400	112,700	30,070	129,030	2,206.41
GTP ACQUISITION	31,500	127,800	0	159,300	2,724.03
GTP ACQUISITION	33,900	152,700	0	186,600	3,190.86
GUAY, LAURA J	64,300	132,900	24,250	172,950	2,957.45
GUAY, NORMAND H	39,000	134,200	30,070	143,130	2,447.52
GUENETTE, DAWN C	7,400	0	0	7,400	126.54
GUENETTE, DAWN C	29,700	0	0	29,700	507.87
GUGLIOTTI, KENNETH	104,000	123,600	0	227,600	3,891.96
GUMPRECHT, JOSHUA J	48,200	244,000	30,070	262,130	4,482.42
GUNN, DENNIS	34,300	0	0	34,300	586.53
GUNN, DENNIS	45,400	171,700	24,250	192,850	3,297.74
GURNEY, CHRISTIAN	49,100	204,200	0	253,300	4,331.43
GURNEY, SHEILA F	40,100	18,000	0	58,100	993.51
GURSCHICK, ABIGAIL	23,900	0	0	23,900	408.69
GUSTAVSON, CHARLES A	121,600	134,800	24,250	232,150	3,969.77
GUSTUS, MICHAEL L	40,500	56,100	24,250	72,350	1,237.19
GUYETTE, SHERRY M	36,800	95,700	0	132,500	2,265.75
HACK, ROBERT	41,000	182,300	24,250	199,050	3,403.76
HADAKIN, CHAD J	43,800	84,800	24,250	104,350	1,784.39
HAEFELE, DAVID C	47,500	108,700	24,250	131,950	2,256.35
HAITH, BONNI	99,200	54,900	0	154,100	2,635.11
HALL, RYAN A	37,500	133,200	24,250	146,450	2,504.30
HALL, SAMUEL	33,100	122,100	24,250	130,950	2,239.25
HAM, CAROL B	65,300	145,800	24,250	186,850	3,195.14
HAMANN, ROGER	43,800	168,600	0	212,400	3,632.04
HAMEL, ERNEST	44,600	145,200	24,250	165,550	2,830.91
HANNIGAN, MICHAEL W	47,300	172,400	24,250	195,450	3,342.20
HANNING, KEITH C	38,200	126,700	30,070	134,830	2,305.59
HANSCOM, DEREK L	42,200	111,100	0	153,300	2,621.43
HANSCOM, EUGENE O	62,400	66,800	0	129,200	2,209.32

HANSCOM, ROBERT JR	57,100	146,000	24,250	178,850	3,058.34
HANSCOM, TROY A	46,400	88,800	24,250	110,950	1,897.25
HANSON, SHERI L &	7,600	0	0	7,600	129.96
HANSON, SHERI L &	44,600	104,400	0	149,000	2,547.90
HANSON, SHERI L &	46,000	144,200	0	190,200	3,252.42
HANSON, THOMAS J	144,900	127,100	24,250	247,750	4,236.53
HARE, NOREEN M	40,600	143,200	24,250	159,550	2,728.31
HARMON, JOSEPH A &	28,100	0	0	28,100	480.51
HARNDEN, JON A & DEBBIE	45,400	162,700	0	208,100	3,558.51
HARRINGTON, EDWIN S	41,000	88,400	24,250	105,150	1,798.07
HARRINGTON, KEVIN C	47,100	191,300	0	238,400	4,076.64
HARRIS, ALBERT ROSS JR	51,100	2,800	0	53,900	921.69
HARRIS, AMANDA	53,100	54,000	0	107,100	1,831.41
HARRIS, DWIGHT O	42,800	68,600	24,250	87,150	1,490.27
HART, JEFFREY M	43,400	8,900	0	52,300	894.33
HARTFORD, TROY	43,800	103,700	24,250	123,250	2,107.58
HARVEY, MICHAEL	24,700	0	0	24,700	422.37
HARVEY, MICHAEL W	131,400	43,300	0	174,700	2,987.37
HARVEY, RENA A	46,400	45,600	24,250	67,750	1,158.53
HASTINGS, MICHAEL S	53,200	116,200	0	169,400	2,896.74
HATHORNE, WAYDE C	40,600	129,900	24,250	146,250	2,500.88
HAWKINS, ALEXIS B	73,400	98,700	0	172,100	2,942.91
HAYES, CLEVE A	45,000	91,200	24,250	111,950	1,914.35
HAYES, KAREN A	43,300	82,900	30,070	96,130	1,643.82
HAYES, LOULA J	87,000	164,600	0	251,600	4,302.36
HAYWARD, VIRA J	93,900	70,800	0	164,700	2,816.37
HAYWARD, VIRA J	83,100	196,400	24,250	255,250	4,364.78
HEALEY, KEVIN M	146,300	254,200	24,250	376,250	6,433.88
HEBERT, CASSANDRA	43,100	104,300	0	147,400	2,520.54
HEBERT, LISA	8,200	0	0	8,200	140.22
HEBERT, LISA G	67,800	153,300	24,250	196,850	3,366.14
HEBERT, ROBERT	47,000	133,400	24,250	156,150	2,670.17
HEBERT, SALLY ANN	0	34,400	24,250	10,150	173.57
HENAULT, LOUISE A	45,200	99,100	24,250	120,050	2,052.86
HENDON, E LYNNE	1,500	0	0	1,500	25.65
HENDON, ROBERT W	82,900	582,600	24,250	641,250	10,965.38
HERRICK, GEORGE JR	38,900	120,300	30,070	129,130	2,208.12
HEWITT, ALBERT E	46,600	111,700	24,250	134,050	2,292.26
HIGGINS, ANGELA L	25,600	0	0	25,600	437.76
HIGGINS, ANGELA L	42,200	95,600	0	137,800	2,356.38
HIGGINS, JOSHUA W	40,600	175,500	24,250	191,850	3,280.64
HIGGINS, MATTHEW	28,100	0	0	28,100	480.51
HIGGINS, MATTHEW	42,200	168,500	24,250	186,450	3,188.30
HIGGINS, PETER	47,300	137,300	24,250	160,350	2,741.99
HIGGINS, SETH E	47,000	110,200	24,250	132,950	2,273.45
HILTS, LINDA L	43,800	89,800	24,250	109,350	1,869.89
HINDS, STANLEY W	33,300	99,200	0	132,500	2,265.75

HINDS, STANLEY W	41,800	202,600	24,250	220,150	3,764.57
HINDS, STANLEY W III	42,800	106,100	0	148,900	2,546.19
HINXMAN, WAYNE D	43,000	198,500	24,250	217,250	3,714.98
HINXMAN, WAYNE D	78,100	183,500	0	261,600	4,473.36
HISCOCK, HEIDI M	37,700	110,100	24,250	123,550	2,112.71
HOBART, GREGGORY M	49,600	143,400	24,250	168,750	2,885.63
HODGDON, CHARLES	64,600	111,700	24,250	152,050	2,600.06
HODGKINS, ROBERT D	48,600	68,500	30,070	87,030	1,488.21
HODSDON, DOREEN E	24,200	140,200	24,250	140,150	2,396.57
HOFACKER, SASHA R	46,500	112,400	24,250	134,650	2,302.52
HOFFAY, LORRI ADDITON	44,700	0	0	44,700	764.37
HOGAN, FRANK	12,700	0	0	12,700	217.17
HOGAN, FRANK	45,000	166,000	24,250	186,750	3,193.43
HOLBROOK, WILLIAM	45,000	114,800	24,250	135,550	2,317.91
HOLLAND, ELISE M	46,800	137,100	0	183,900	3,144.69
HOLLSTEIN, JAYNE M	24,500	71,500	24,250	71,750	1,226.93
HOOPER, ROBERT & JENNY	42,000	175,900	0	217,900	3,726.09
HOPKINS, CHRISTOPHER M	33,800	0	0	33,800	577.98
HOPKINS, KAYLA	45,200	134,400	0	179,600	3,071.16
HORNING, LAWRENCE E	44,700	35,900	30,070	50,530	864.06
HOUGHTON, PETER A	45,400	123,900	0	169,300	2,895.03
HOULD, ARTHUR J JR	46,500	67,100	24,250	89,350	1,527.89
HOWE, LAURA B	55,100	55,800	0	110,900	1,896.39
HOWE, SEAN E	45,900	95,200	0	141,100	2,412.81
HOWE, THEODORE W	55,000	121,500	0	176,500	3,018.15
HOWES, CRYSTAL M	46,400	125,600	0	172,000	2,941.20
HUNNEFIELD, KATHERINE A	46,000	88,200	0	134,200	2,294.82
HUNT, ROGER	65,900	34,500	0	100,400	1,716.84
HUNT, STEVEN R JR	46,800	143,900	24,250	166,450	2,846.30
HURRICANE PROPERTIES	24,700	0	0	24,700	422.37
HURRICANE PROPERTIES	56,200	158,600	0	214,800	3,673.08
HUTCHINS, MARY E	45,000	151,300	24,250	172,050	2,942.06
HUTCHINSON, ERICA LYNN	48,600	153,700	24,250	178,050	3,044.66
HUTCHINSON, JOSEPH A	41,000	84,200	0	125,200	2,140.92
HUTCHINSON, RONALD S JR	57,000	133,100	24,250	165,850	2,836.04
HUTTON, MARK G	85,700	145,300	0	231,000	3,950.10
IANNAZZO, ANTHONY J	54,200	95,300	0	149,500	2,556.45
IANNOTTI, MICHAEL	46,400	95,800	0	142,200	2,431.62
ILERI, SERA	47,100	127,900	0	175,000	2,992.50
INGERSOIL, NORRIS E	113,000	129,500	0	242,500	4,146.75
IRISH, WOODROW F JR	64,800	178,100	30,070	212,830	3,639.39
IVY, SCOTT A	20,700	45,100	0	65,800	1,125.18
IZER, ROSS F	39,800	77,000	24,250	92,550	1,582.61
JACKSON, DANIEL	40,800	16,800	0	57,600	984.96
JACKSON-WASHBURN, LINDA	127,700	114,300	24,250	217,750	3,723.53
JACOBS, DONALD L	52,200	59,800	30,070	81,930	1,401.00
JACOBS, STEPHEN B	50,000	150,700	24,250	176,450	3,017.30

JACOBS, STEVEN S	130,400	149,400	0	279,800	4,784.58
JACQUES, CAROL A	21,000	80,000	24,250	76,750	1,312.43
JACQUES, DANIEL A	127,000	197,000	24,250	299,750	5,125.73
JALBERT, DAVID	40,800	93,900	24,250	110,450	1,888.70
JANOSCO, STEVE	57,200	152,500	24,250	185,450	3,171.20
JARVIS REALTY LLC	109,800	332,100	0	441,900	7,556.49
JEAN, GERALDINE	47,200	107,400	24,250	130,350	2,228.99
JEAN, HILLARY M	48,600	83,800	0	132,400	2,264.04
JEAN, LISA A	47,800	114,200	24,250	137,750	2,355.53
JEFFCOATS, TIMOTHY P	56,600	170,600	30,070	197,130	3,370.92
JERVIS, JOCELYN C	99,600	196,800	24,250	272,150	4,653.77
JIPSON, JOSEPH	35,800	106,700	30,070	112,430	1,922.55
JIPSON, JOSEPH	76,500	58,200	0	134,700	2,303.37
JOHNSON, ADAM	43,700	176,400	0	220,100	3,763.71
JOHNSON, CHRISTOPHER A	45,100	216,700	0	261,800	4,476.78
JOHNSON, DAVID N	52,200	119,500	24,250	147,450	2,521.40
JOHNSON, GLENDA L	43,500	72,500	0	116,000	1,983.60
JOHNSON, HELEN A	92,400	95,000	30,070	157,330	2,690.34
JOHNSON, HOWARD JR	600	0	0	600	10.26
JOHNSON, LYNDA M	34,800	0	0	34,800	595.08
JOHNSON, RONALD	46,800	29,000	24,250	51,550	881.51
JOHNSON, TAMMY L	45,200	117,000	24,250	137,950	2,358.95
JOHNSON, THOMAS D	41,400	26,700	24,250	43,850	749.84
JOHNSTON, CARROLL A	89,600	86,400	30,070	145,930	2,495.40
JOHNSTON, DEBRA N	48,300	34,800	0	83,100	1,421.01
JOKINEN, PETER W	46,400	62,000	0	108,400	1,853.64
JOLICOEUR, PETER	37,700	98,100	24,250	111,550	1,907.51
JONES, LEE E	49,900	148,300	24,250	173,950	2,974.55
JORDAN, CALEB J	55,800	122,500	0	178,300	3,048.93
JORDAN, DIANE	57,200	279,900	24,250	312,850	5,349.74
JORDAN, SHAWN	31,800	0	0	31,800	543.78
JORDAN, SHAWN E	48,600	115,400	24,250	139,750	2,389.73
JORDAN, SR, THOMAS C &	61,500	0	0	61,500	1,051.65
JORDAN, THOMAS C SR	71,100	0	0	71,100	1,215.81
JOYNER, LINA J	56,600	108,300	24,250	140,650	2,405.12
JULIA ADAMS MORSE	47,300	204,700	252,000	0	0.00
JUNTURA, TAMI L	49,400	204,800	24,250	229,950	3,932.15
JUTRAS, CONRAD, ARMAND,	9,600	1,200	0	10,800	184.68
K AND L PROPERTIES OF	64,800	252,400	0	317,200	5,424.12
KANE, TRAVIS	48,900	118,700	0	167,600	2,865.96
KARY, DANIEL J LIVING	73,000	322,300	24,250	371,050	6,344.96
KAUFMAN, DENISE	48,300	115,700	24,250	139,750	2,389.73
KAYASHIMA, ANNE MARIE	43,000	70,500	0	113,500	1,940.85
KEEFE, JEAN M	61,000	46,700	30,070	77,630	1,327.47
KEENAN, ROBERT C	40,800	175,900	24,250	192,450	3,290.90
KEENE, DENISE	0	20,800	0	20,800	355.68
KEITH, MARK A SR	45,000	115,700	24,250	136,450	2,333.30

KELLER, AMANDA & STUART	45,900	118,700	0	164,600	2,814.66
KELLEY, BRIAN W	50,400	227,200	24,250	253,350	4,332.29
KELSEY, THOMAS E	48,500	90,600	0	139,100	2,378.61
KENT PROPERTY SOLUTIONS	55,000	64,600	0	119,600	2,045.16
KENT, DONNA S	700	0	0	700	11.97
KENT, DONNA S	52,100	0	0	52,100	890.91
KENT, DONNA S	64,200	15,800	0	80,000	1,368.00
KETCHER, DALENE TRUSTEE	33,000	25,800	0	58,800	1,005.48
KIBBEE, TAYLOR	33,200	0	0	33,200	567.72
KIBBEE, TAYLOR	47,700	209,300	0	257,000	4,394.70
KIDDER, JONI D	44,400	127,100	24,250	147,250	2,517.98
KILTON, JESSICA E	46,500	64,700	0	111,200	1,901.52
KIMBALL, ELAINA F	53,400	100,100	24,250	129,250	2,210.18
KING, JOYCE T	47,000	126,300	30,070	143,230	2,449.23
KING, KADENCE O	46,000	49,100	0	95,100	1,626.21
KING, SHELDON	44,600	115,000	30,070	129,530	2,214.96
KIRKLAND, ALLAN L	62,000	220,400	24,250	258,150	4,414.37
KIROUAC, DONALD	62,500	167,400	30,070	199,830	3,417.09
KIRSCHMANN, DAVID C	36,600	73,000	24,250	85,350	1,459.49
KNIGHT, WILLIAM B	51,300	155,300	24,250	182,350	3,118.19
KNOWLES, ELAINE	43,800	79,000	24,250	98,550	1,685.21
KNOWLTON, CAIN G	44,100	81,700	24,250	101,550	1,736.51
KNOWLTON, GREGORY	39,000	124,800	24,250	139,550	2,386.31
KOSTELANETZ, VICTOR	307,800	246,300	0	554,100	9,475.11
KOWALSKI, YURI C	42,200	0	0	42,200	721.62
KOWALSKI, YURI C	54,500	203,200	24,250	233,450	3,992.00
KRISE,	55,900	119,100	0	175,000	2,992.50
KULLSON, RICHARD	51,200	145,900	0	197,100	3,370.41
KUNATH, JONATHAN	53,800	25,600	0	79,400	1,357.74
KUNATH, JONATHAN L	3,600	0	0	3,600	61.56
KUNATH, KAYLA D	71,700	28,200	0	99,900	1,708.29
L H HOUSING LLC	37,200	215,100	0	252,300	4,314.33
LABBE, DAVID N	47,800	87,000	24,250	110,550	1,890.41
LABBE, JEFFREY M	32,500	0	0	32,500	555.75
LABBE, JEFFREY M	84,600	163,200	24,250	223,550	3,822.71
LABBE, RICHARD J	36,200	89,300	24,250	101,250	1,731.38
LABBE, ROBERT R	46,800	92,500	24,250	115,050	1,967.36
LABELLE, WILLIAM	1,200	13,000	0	14,200	242.82
LABELLE, WILLIAM D	46,900	313,500	24,250	336,150	5,748.17
LABERGE, RICHARD B	53,600	24,800	24,250	54,150	925.97
LABONTE, MARK	46,500	30,500	24,250	52,750	902.03
LABRECQUE, BENJAMIN D	53,200	129,000	24,250	157,950	2,700.95
LACHANCE, KELLY J	27,700	82,900	24,250	86,350	1,476.59
LACHAPELLE, LOUIS R	52,900	57,200	30,070	80,030	1,368.51
LACOSTE, JOLINE	21,600	16,400	0	38,000	649.80
LACOSTE, JOLINE	73,200	127,500	24,250	176,450	3,017.30
LACOSTE, JOLINE	81,600	134,700	0	216,300	3,698.73

LACROIX, IRENE	45,800	145,400	30,070	161,130	2,755.32
LACROIX-SANFORD, STORMI	46,800	154,800	0	201,600	3,447.36
LACY, MICHAEL W	53,800	171,300	5,820	219,280	3,749.69
LAFAYETTE, JACQUELINE P	43,600	43,300	0	86,900	1,485.99
LAFLAMME, DERICK D	63,800	216,400	24,250	255,950	4,376.75
LAFLAMME, JAMES R	36,400	110,200	24,250	122,350	2,092.19
LAFONTAINE, DALE E	43,100	120,800	24,250	139,650	2,388.02
LAFONTAINE, JUSTIN E	48,200	85,200	24,250	109,150	1,866.47
LAFRANCE, DAVID	46,600	109,000	24,250	131,350	2,246.09
LAGASSE, BENJAMIN A	32,700	144,500	0	177,200	3,030.12
LAGASSE, WILFRED	99,800	19,900	0	119,700	2,046.87
LAGASSE, WILFRED N	41,600	116,100	24,250	133,450	2,282.00
LAGASSE, WILFRED NELSON	49,800	5,200	0	55,000	940.50
LAGERSON, JAMES W	60,000	199,700	24,250	235,450	4,026.20
LAGUEUX, NORMAND P	66,800	40,400	0	107,200	1,833.12
LAGUEUX, NORMAND P	46,800	157,700	24,250	180,250	3,082.28
LAHEY, DANIEL R	38,400	19,400	0	57,800	988.38
LAKE, ELAINE G	89,600	31,300	0	120,900	2,067.39
LAKE, GARRETT	46,500	230,100	24,250	252,350	4,315.19
LALIBERTE, MARK R	46,800	92,400	24,250	114,950	1,965.65
LALIBERTE, ROLANDE M	44,400	61,100	30,070	75,430	1,289.85
LALIBERTE, RONALD J	45,700	105,700	0	151,400	2,588.94
LAMBERT, DARYL A	43,600	137,600	0	181,200	3,098.52
LAMBERT, LAURIANNE R &	81,200	47,200	0	128,400	2,195.64
LAMBERT, RONALD G	66,800	135,600	24,250	178,150	3,046.37
LAMONTAGNE, DONALD	46,600	0	0	46,600	796.86
LAMONTAGNE, JOHN D	93,300	188,700	0	282,000	4,822.20
LAMONTAGNE, ROSE MERIE	48,600	258,700	24,250	283,050	4,840.16
LAMOTHE, DENIS H	45,000	153,300	24,250	174,050	2,976.26
LAND IN COMMON INC	46,400	0	0	46,400	793.44
LAND IN COMMON INC	57,900	226,400	0	284,300	4,861.53
LAND IN COMMON, INC	16,400	0	0	16,400	280.44
LAND IN COMMON, INC	20,000	0	0	20,000	342.00
LAND IN COMMON, INC	24,500	0	0	24,500	418.95
LAND IN COMMON, INC	70,600	8,200	0	78,800	1,347.48
LANDREVILLE, DANIEL A	53,300	136,000	24,250	165,050	2,822.36
LANDRY, AARON M &	49,500	154,500	0	204,000	3,488.40
LANDRY, ANTONIO	46,500	135,100	0	181,600	3,105.36
LANDRY, BRIAN R	46,500	141,000	24,250	163,250	2,791.58
LANDRY, LINDA H	45,200	96,700	24,250	117,650	2,011.82
LANDRY, MATTHEW R	44,200	88,400	24,250	108,350	1,852.79
LANDRY, PETER	48,300	225,600	0	273,900	4,683.69
LANDRY, ROGER	50,600	105,200	24,250	131,550	2,249.51
LANDRY, WILLIAM J JR	46,800	90,500	0	137,300	2,347.83
LANE ROAD (PEARE)	900	0	900	0	0.00
LANE-LABBE, REBECCA	54,300	196,400	0	250,700	4,286.97
LANGELIER, BERT	28,800	0	0	28,800	492.48

LANGELIER, CRAIG E	67,100	0	0	67,100	1,147.41
LANGLIN, LINDA T	40,800	117,100	24,250	133,650	2,285.42
LANGLOIS, SCOTT E	40,700	137,800	24,250	154,250	2,637.68
LAPIN, JANET B	56,900	273,500	24,250	306,150	5,235.17
LAPLANTE, MATTHEW R	61,200	109,500	24,250	146,450	2,504.30
LAPOINTE, BENOIT	60,200	176,900	24,250	212,850	3,639.74
LAPOINTE, JOSHUA	46,600	74,300	24,250	96,650	1,652.72
LAPOINTE, MARCEL	0	18,900	0	18,900	323.19
LAPOINTE, MICHAEL P	44,400	87,400	0	131,800	2,253.78
LAPPIN, JOSHUA	38,300	317,700	0	356,000	6,087.60
LAPRELL, CORISSA L	1,400	0	0	1,400	23.94
LAROCHE, GABRIEL	89,200	189,400	0	278,600	4,764.06
LAROCHE, MARK R	177,900	186,500	24,250	340,150	5,816.57
LARUE, CHARLOTTE L	72,900	144,200	24,250	192,850	3,297.74
LASHMAN, JUDITH	57,200	182,200	30,070	209,330	3,579.54
LAUSIER, WENDY J	46,000	75,500	0	121,500	2,077.65
LAUZE, EVELYN	42,100	117,300	30,070	129,330	2,211.54
LAVERDIERE, RILEY	26,100	0	0	26,100	446.31
LAVERDIERE, ROLAND	27,900	0	0	27,900	477.09
LAVERDIERE, ROLAND J	62,900	177,000	24,250	215,650	3,687.62
LAVERRIERE, CARLEY	47,500	100,700	24,250	123,950	2,119.55
LAVIGNE, JENNIFER E	33,500	102,100	0	135,600	2,318.76
LAVIGNE, NORMAN A	34,200	25,900	0	60,100	1,027.71
LAVOIE, ALICIA A	50,400	126,300	24,250	152,450	2,606.90
LAVOIE, CHERYL L	61,300	347,400	0	408,700	6,988.77
LAVOIE, JESSE E	46,800	87,400	0	134,200	2,294.82
LAVOIE, NELSON	46,500	31,000	30,070	47,430	811.05
LAVOIE, PHIL N	43,500	79,500	0	123,000	2,103.30
LAVOIE, PHILIPPE	36,200	144,900	24,250	156,850	2,682.14
LAVOIE, PHILIPPE N	44,700	181,000	0	225,700	3,859.47
LAVOIE, PHILIPPE N &	25,400	0	0	25,400	434.34
LAVOIE, PHILLIPE N	45,000	135,600	0	180,600	3,088.26
LEAVITT, ANDREW D	41,300	140,700	0	182,000	3,112.20
LEAVITT, BEVERLY ET ALS	130,200	24,000	0	154,200	2,636.82
LEBEL, ABRAHAM L	46,700	114,500	0	161,200	2,756.52
LEBEL, DAVID M	400	7,500	0	7,900	135.09
LEBEL, DAVID M	142,200	56,300	0	198,500	3,394.35
LEBLANC, ANDRE B	42,900	94,100	24,250	112,750	1,928.03
LEBLANC, LESLIE MARIE	46,600	167,000	0	213,600	3,652.56
LEBOURDAIS, CHAD L	57,200	149,400	0	206,600	3,532.86
LEBRUN, RYAN	47,700	129,200	24,250	152,650	2,610.32
LEBRUN, STEVEN G	55,500	96,600	24,250	127,850	2,186.24
LECLAIR, PAUL TRUSTEE	46,300	118,700	0	165,000	2,821.50
LECLERC, DANIEL M	109,300	239,700	24,250	324,750	5,553.23
LECLERC, KAITLYN	30,000	0	0	30,000	513.00
LECLERC, MARCEL M	32,900	0	0	32,900	562.59
LECLERC, SUZANNE M	28,900	32,600	0	61,500	1,051.65

LECLERC, SUZANNE M J	28,900	0	0	28,900	494.19
LECLERC, TODD	50,400	151,400	24,250	177,550	3,036.11
LECLERC, TODD & AMANDA	35,500	0	0	35,500	607.05
LECLERC, TODD C	53,700	61,500	0	115,200	1,969.92
LECLERC, TODD C	56,000	121,600	24,250	153,350	2,622.29
LECOMPTE, EUGENE R	46,800	90,000	30,070	106,730	1,825.08
LEDGER, ELENA M	47,900	120,200	30,070	138,030	2,360.31
LEDOUX, WILLIAM	188,800	194,600	24,250	359,150	6,141.47
LEE, DANIEL A & BRENDA	38,200	143,500	0	181,700	3,107.07
LEE, RICHARD R	7,500	0	0	7,500	128.25
LEHMAN, GENEVA A	60,000	48,000	30,070	77,930	1,332.60
LEHOUX, ROBERT JR	23,100	0	0	23,100	395.01
LEHOUX, ROBERT JR	38,700	84,000	0	122,700	2,098.17
LEHOUX, ROBERT JR	45,900	190,500	24,250	212,150	3,627.77
LEIGHTON, BRENDA S	31,800	0	0	31,800	543.78
LEIGHTON, DONALD P	72,100	132,700	24,250	180,550	3,087.41
LEMARIE, WILFRED M	49,300	150,100	24,250	175,150	2,995.07
LEMAY, JENNIFER LYNN	38,200	0	0	38,200	653.22
LEMAY, MICHAEL	45,500	121,600	24,250	142,850	2,442.74
LEMELIN, KYLE	45,100	114,800	0	159,900	2,734.29
LEMIEUX, EDWARD P	8,300	0	0	8,300	141.93
LEMIEUX, EDWARD P	58,200	173,200	24,250	207,150	3,542.27
LEONARD, KEVIN	45,100	164,800	24,250	185,650	3,174.62
LEPAGE, DAVID	46,000	114,000	24,250	135,750	2,321.33
LEPAGE, MAURICE A	47,300	101,700	24,250	124,750	2,133.23
LEPPALA, SHELDON	41,700	23,600	0	65,300	1,116.63
LESPERANCE, KATHLEEN J	45,000	93,800	24,250	114,550	1,958.81
LESSARD CONSTRUCTION	51,300	123,500	0	174,800	2,989.08
LESSARD JOHN	61,600	152,200	24,250	189,550	3,241.31
LESSARD, PHILIP D	50,600	184,800	24,250	211,150	3,610.67
LESSARD, RICHARD N L	76,000	13,600	0	89,600	1,532.16
LESSARD, ROBERT	57,000	112,200	24,250	144,950	2,478.65
LESSARD, RONALD C	44,600	179,700	0	224,300	3,835.53
LESSARD, ZACHARY R	37,100	0	0	37,100	634.41
LETOURNEAU, MICHAEL D	64,800	268,400	0	333,200	5,697.72
LETOURNEAU, NICHOLAS R	50,600	104,700	0	155,300	2,655.63
LETOURNEAU, PAUL D	47,200	194,900	0	242,100	4,139.91
LEVASSEUR, DONNA	63,600	340,200	0	403,800	6,904.98
LEVASSEUR, MAURICE	36,200	124,500	30,070	130,630	2,233.77
LEVASSEUR-LABRIE, JANE	117,500	110,600	24,250	203,850	3,485.84
LEVESQUE, ERIC J	46,500	172,900	0	219,400	3,751.74
LEVESQUE, GLENN T	47,300	55,600	0	102,900	1,759.59
LEVESQUE, HOWARD J	34,200	0	0	34,200	584.82
LEVESQUE, JEFFREY S	122,900	15,700	0	138,600	2,370.06
LEVESQUE, KEITH	62,300	159,300	24,250	197,350	3,374.69
LEVESQUE, KEVIN M	48,200	103,100	0	151,300	2,587.23
LEVESQUE, LYNN M	49,600	132,700	24,250	158,050	2,702.66

LEVESQUE, RONALD J	46,600	30,400	0	77,000	1,316.70
LEVINE, MARY	45,100	42,200	0	87,300	1,492.83
LEVINE, ROBERT	26,200	22,200	0	48,400	827.64
LEW-BURN, LLC	0	4,600	0	4,600	78.66
LEW-BURN, LLC	0	6,500	0	6,500	111.15
LEW-BURN, LLC	0	6,700	0	6,700	114.57
LEW-BURN, LLC	0	12,600	0	12,600	215.46
LEW-BURN, LLC	0	15,500	0	15,500	265.05
LEW-BURN, LLC	0	16,200	0	16,200	277.02
LEW-BURN, LLC	120,400	13,200	0	133,600	2,284.56
LEWISTON CELL TELCO	35,500	167,200	0	202,700	3,466.17
LIBBY, ALICE L	48,100	117,800	30,070	135,830	2,322.69
LIBBY, CRAIG	110,100	96,800	0	206,900	3,537.99
LIBBY, DUSTIN W	40,800	166,800	0	207,600	3,549.96
LIBBY, JOSHUA S	52,200	163,200	24,250	191,150	3,268.67
LIBBY, LESTER J	43,800	70,000	24,250	89,550	1,531.31
LIBBY, RICHARD H	39,200	133,400	24,250	148,350	2,536.79
LITALIEN, MARC L	47,000	161,700	24,250	184,450	3,154.10
LITTLE, HAROLD J	86,800	27,000	0	113,800	1,945.98
LITTLE, NILA M	42,200	9,800	24,250	27,750	474.53
LJM REALTY INC	41,700	135,300	0	177,000	3,026.70
LONG, DOLORES	79,700	28,300	0	108,000	1,846.80
LONG, HOLLY J	24,000	0	11,640	12,360	211.36
LONG, HOLLY J	48,000	233,800	0	281,800	4,818.78
LONGCHAMPS, ANTHONY R	38,700	0	0	38,700	661.77
LONGCHAMPS, ANTHONY R	61,200	248,200	24,250	285,150	4,876.07
LONGCHAMPS, ERIC	49,600	172,600	24,250	197,950	3,384.95
LONGCHAMPS, EVAN D	50,700	149,800	24,250	176,250	3,013.88
LONGSTREET, DARRELL JR	34,400	58,100	0	92,500	1,581.75
LOON ISLAND CAPITAL,	46,500	107,900	0	154,400	2,640.24
LOVERING, PAMELA S	54,600	105,700	0	160,300	2,741.13
LOWELL, JENNIFER L	45,100	40,100	0	85,200	1,456.92
LOWELL, MICHELLE L	42,500	157,800	0	200,300	3,425.13
LOWIT, JASON C	43,000	28,300	0	71,300	1,219.23
LUCAS, LISA T	46,600	50,600	0	97,200	1,662.12
LUCAS, WELDON R &	72,700	32,000	0	104,700	1,790.37
LUKAS, HEIDI M	113,600	48,500	0	162,100	2,771.91
LUNT, DAVID A	113,000	92,500	24,250	181,250	3,099.38
LUPHER, JOSHUA V	49,000	180,100	24,250	204,850	3,502.94
LYDEN, THEDA A	52,200	144,200	0	196,400	3,358.44
LYNCH, DENNIS A	0	13,700	13,700	0	0.00
LYONS, ANDREA J	52,800	90,300	24,250	118,850	2,032.34
LYONS, JUDITH N	41,000	18,700	24,250	35,450	606.20
LYONS, STEPHEN D	46,800	96,500	24,250	119,050	2,035.76
M & J DEVELOPERS INC	17,200	0	0	17,200	294.12
M & J DEVELOPERS INC	17,900	0	0	17,900	306.09
MACDONALD, DAVID R	48,600	24,700	24,250	49,050	838.76

MACE-DAVIS, ROBERT B	80,400	303,700	24,250	359,850	6,153.44
MACGREGOR, GRETCHEN A	70,100	187,000	24,250	232,850	3,981.74
MACKENZIE, TRENA L	38,200	0	0	38,200	653.22
MACLAREN, SUSAN	40,500	52,000	24,250	68,250	1,167.08
MACMILLAN, CRAIG E	42,600	222,300	24,250	240,650	4,115.12
MACMILLAN, DOUGLAS R	81,700	159,900	0	241,600	4,131.36
MACMUNN, BRUCE E	52,100	78,800	24,250	106,650	1,823.72
MAC'S CONVENIENCE	53,400	276,700	0	330,100	5,644.71
MADORE, DAVID R	48,000	88,400	24,250	112,150	1,917.77
MAGNUSSEN, ERIK	46,600	53,100	24,250	75,450	1,290.20
MAHEUX, SCOTT R	43,800	53,700	0	97,500	1,667.25
MAHEUX, SCOTT R	46,600	167,300	24,250	189,650	3,243.02
MAILHOT, PETER	43,300	116,100	24,250	135,150	2,311.07
MAILHOT, RICHARD	62,400	141,800	24,250	179,950	3,077.15
MAINE COUNTRY MUSIC	52,300	0	0	52,300	894.33
MAINE POLY HOLDINGS LLC	111,300	645,500	0	756,800	12,941.28
MAINE, STATE OF	600	0	600	0	0.00
MAISLEN, ROBERT E	47,700	0	0	47,700	815.67
MAISLEN, ROBERT E	50,100	0	0	50,100	856.71
MAISLEN, ROBERT E	64,900	348,100	24,250	388,750	6,647.63
MANAGEMENT CONTROLS,	47,700	198,500	0	246,200	4,210.02
MANLEY, NANCY D	43,500	117,800	24,250	137,050	2,343.56
MARDEN, JUDITH	5,900	0	0	5,900	100.89
MARDEN, JUDITH A	2,900	0	0	2,900	49.59
MARDEN, JUDITH A	4,500	0	0	4,500	76.95
MARDEN, JUDITH A	7,400	0	0	7,400	126.54
MARDEN, JUDITH A	14,400	0	0	14,400	246.24
MARDEN, JUDITH A	43,300	151,800	24,250	170,850	2,921.54
MARINEZ, TANYA M	46,800	104,700	0	151,500	2,590.65
MARQUIS, JEANNETTE C	42,800	107,100	24,250	125,650	2,148.62
MARQUIS, LAURA MARIE	36,600	31,900	0	68,500	1,171.35
MARQUIS, MARCEL R	62,400	35,300	0	97,700	1,670.67
MARQUIS, SCOTT K	42,200	76,300	24,250	94,250	1,611.68
MARSTON, BRIAN A	41,200	145,800	24,250	162,750	2,783.03
MARSTON, KEVIN R	47,500	172,100	24,250	195,350	3,340.49
MARTEL, GERALD	22,600	73,200	24,250	71,550	1,223.51
MARTEL, JEAN C	46,800	104,400	24,250	126,950	2,170.85
MARTEL, MAURICE R JR	47,800	87,500	24,250	111,050	1,898.96
MARTEL, ROBERT A	53,100	150,000	24,250	178,850	3,058.34
MARTIN, GERARD J	39,200	106,600	24,250	121,550	2,078.51
MARTIN, THOMAS	47,900	0	0	47,900	819.09
MARTIN, THOMAS H	3,300	0	0	3,300	56.43
MARTIN, THOMAS H	36,000	3,400	0	39,400	673.74
MARTINEAU, NORMAND R	50,400	119,600	24,250	145,750	2,492.33
MASON, ANN	53,800	153,800	24,250	183,350	3,135.29
MASON, DELBERT	34,000	85,300	30,070	89,230	1,525.83
MASON, DELBERT R JR	42,900	69,900	24,250	88,550	1,514.21

MASON, JR, DELBERT	46,800	10,600	0	57,400	981.54
MASON, JULIE A	46,800	125,900	0	172,700	2,953.17
MASON, KATHY	51,200	16,600	30,070	37,730	645.18
MASON, MARGARET A	57,600	0	0	57,600	984.96
MASON, MICHELLE L	48,900	30,500	0	79,400	1,357.74
MASON, RICHARD E	45,500	88,300	0	133,800	2,287.98
MASON-WALKER, ROSE	42,300	63,600	24,250	81,650	1,396.22
MATHIEU, DIANE C	40,700	129,500	0	170,200	2,910.42
MATHIEU, LARRY J	49,300	241,300	30,070	260,530	4,455.06
MATHIEU, LORIEN	41,500	190,900	0	232,400	3,974.04
MATHIEU, VICTOR L	46,100	230,900	24,250	252,750	4,322.03
MATZINGER, MICHAEL	82,000	533,100	24,250	590,850	10,103.54
MAXIM, PRISCILLA	45,700	45,400	24,250	66,850	1,143.14
MAXWELL, PETER R	46,900	144,700	24,250	167,350	2,861.69
MAYBURY, BERNARD B	40,700	146,600	24,250	163,050	2,788.16
MCCARRON, ROBERT N	51,300	57,100	0	108,400	1,853.64
MCCARRON, ROBERT N	38,600	93,500	0	132,100	2,258.91
MCCARTHY, LEWIS F	48,100	125,900	24,250	149,750	2,560.73
MCCARTHY, RENA M	47,200	53,800	0	101,000	1,727.10
MCCLELLAND, SCOTT M	46,400	123,100	0	169,500	2,898.45
MCCORRISON, MELVIN	119,300	140,400	24,250	235,450	4,026.20
MCDONALD, SHAWN P	48,500	110,800	24,250	135,050	2,309.36
MCDUGALL, PAUL J &	91,200	58,300	0	149,500	2,556.45
MCFADDEN, BLAINE O	37,700	107,400	24,250	120,850	2,066.54
MCGRATH, SEAN	45,700	119,600	0	165,300	2,826.63
MCGRAW, MICHAEL G	32,100	0	0	32,100	548.91
MCGRAY, GAIL L	43,100	156,100	24,250	174,950	2,991.65
MCGRAY, JENNIFER	45,000	83,200	0	128,200	2,192.22
MCINTIRE, ALICIA R	41,200	38,300	24,250	55,250	944.78
MCINTYRE, WILLIAM JAMES	43,700	113,900	0	157,600	2,694.96
MCKELICK, DANIEL L	32,700	70,200	0	102,900	1,759.59
MCLAUGHLIN, ABBEY L	35,100	0	0	35,100	600.21
MCLAUGHLIN, PAULA	31,800	168,600	24,250	176,150	3,012.17
MCLEAN, NICOLE	46,300	122,600	0	168,900	2,888.19
MCLEAN, NICOLE M	33,100	7,100	0	40,200	687.42
MCLELLAN, DENNIS P	47,000	86,200	24,250	108,950	1,863.05
MCMAHON, MICHAEL E	46,800	54,600	24,250	77,150	1,319.27
MCMANUS, SCOTT	1,000	0	0	1,000	17.10
MCMANUS, SCOTT	29,500	0	0	29,500	504.45
MCMANUS, SCOTT A	9,000	0	0	9,000	153.90
MCQUARRIE, PAUL	4,300	0	0	4,300	73.53
MCWILLIAMS, JOHN R &	40,600	222,100	24,250	238,450	4,077.50
MDC COAST 19, LLC	46,400	980,400	0	1,026,800	17,558.28
MEANOR, ALLEN	0	52,500	0	52,500	897.75
MECERVIER, RICHARD	19,900	7,300	0	27,200	465.12
MECERVIER, RICHARD	63,000	115,100	24,250	153,850	2,630.84
MELANSON, JAMES	40,800	217,600	0	258,400	4,418.64

MELANSON, KIMBERLY	41,200	87,500	24,250	104,450	1,786.10
MELVIDAS, JOHN	70,900	94,100	0	165,000	2,821.50
MELVILLE, RANDALL W	46,400	136,700	24,250	158,850	2,716.34
MERCIER, TANYA L	45,700	120,900	0	166,600	2,848.86
MERRICK, REGINA C	53,800	56,200	24,250	85,750	1,466.33
MERRILL, BETSY L	46,500	97,400	24,250	119,650	2,046.02
MERRILL, DEBRA A	46,800	118,700	0	165,500	2,830.05
MERRILL, GARY	74,700	21,700	0	96,400	1,648.44
MERRILL, KENNETH E JR	114,100	268,200	24,250	358,050	6,122.66
MERRILL, LISA J	45,300	89,200	0	134,500	2,299.95
MERRILL, ROSEMARY A	49,700	27,000	0	76,700	1,311.57
MERRIMAN, CARRIE J	48,700	49,400	24,250	73,850	1,262.84
MESERVEY, JEREMY	29,400	84,800	0	114,200	1,952.82
METAYER, BRYAN J &	47,700	100,400	24,250	123,850	2,117.84
METCALF, DONALD G	61,900	38,100	0	100,000	1,710.00
MICHAUD, GERARD	49,000	73,200	24,250	97,950	1,674.95
MICHAUD, JUDY D	39,400	79,700	24,250	94,850	1,621.94
MICHAUD, RACHEL M	36,800	116,100	0	152,900	2,614.59
MICHAUD, ROGER N	84,400	320,100	0	404,500	6,916.95
MICHAUD, TYLER R	48,000	290,500	24,250	314,250	5,373.68
MICHAUD, WANDA L	47,800	137,200	24,250	160,750	2,748.83
MICHEL, TIMOTHY S	50,800	37,900	24,250	64,450	1,102.10
MILBERT, DAVID	86,100	37,000	24,250	98,850	1,690.34
MILLER, CHRISTOPHER R	50,400	118,300	24,250	144,450	2,470.10
MILLER, DAMON A	43,500	66,900	0	110,400	1,887.84
MILLER, GEORGETTE I	47,100	113,500	30,070	130,530	2,232.06
MILLER, JANELLE A	98,200	59,900	0	158,100	2,703.51
MILLER, ROXANNE L	56,400	97,700	0	154,100	2,635.11
MILLIKEN, ERIC	46,800	192,100	24,250	214,650	3,670.52
MILSTEN, STUART	47,200	145,900	24,250	168,850	2,887.34
MISIURA, MARK	62,300	259,000	0	321,300	5,494.23
MITCHELL, KEVIN P	104,700	124,100	24,250	204,550	3,497.81
MITCHELL, RANDY V	39,900	87,200	24,250	102,850	1,758.74
MITCHELL, REBECCA A	46,500	165,100	0	211,600	3,618.36
MOCKLER, JAIME	41,300	84,000	24,250	101,050	1,727.96
MONIER, JEANNINE ESTATE	48,600	121,800	0	170,400	2,913.84
MOODY, DARIN R	53,200	206,200	24,250	235,150	4,021.07
MOODY, DARIN R & MEGAN	28,800	0	0	28,800	492.48
MOODY, GARY	45,800	92,600	24,250	114,150	1,951.97
MOORE, BARRETT	73,400	82,300	0	155,700	2,662.47
MOORE, JESSICA E	44,600	151,500	0	196,100	3,353.31
MOORE, KEVIN L	45,100	104,500	0	149,600	2,558.16
MOORE, MICHAEL A	26,900	0	0	26,900	459.99
MOQUIN, DANA	48,300	31,000	0	79,300	1,356.03
MORAN, PETER J	56,900	179,900	0	236,800	4,049.28
MOREAU, DANIEL	51,000	129,700	30,070	150,630	2,575.77
MOREAU, DEBRA S	52,200	154,200	0	206,400	3,529.44

MOREAU, JOEY	0	14,500	14,500	0	0.00
MOREAU, LOUISE	44,300	0	0	44,300	757.53
MOREAU, MARC G	42,600	128,000	24,250	146,350	2,502.59
MOREAU, PHILIPPE R	56,600	161,600	30,070	188,130	3,217.02
MOREL, MARK D	40,500	116,600	24,250	132,850	2,271.74
MOREL, ROLAND L JR	30,900	87,600	0	118,500	2,026.35
MORGAN, ANTHONY	34,200	0	0	34,200	584.82
MORGAN, ANTHONY	40,000	30,100	0	70,100	1,198.71
MORGAN, ANTHONY E	34,000	8,700	0	42,700	730.17
MORGAN, ANTHONY E	29,100	16,700	0	45,800	783.18
MORGAN, ANTHONY E	47,800	0	0	47,800	817.38
MORGAN, ANTHONY E	47,000	22,700	0	69,700	1,191.87
MORGAN, ANTHONY E	47,400	111,000	24,250	134,150	2,293.97
MORGAN, ANTHONY E	48,600	144,200	0	192,800	3,296.88
MORGAN, MARY C	46,200	82,800	24,250	104,750	1,791.23
MORIN, CINDY J	47,500	116,000	24,250	139,250	2,381.18
MORIN, JOHN R	53,100	144,100	24,250	172,950	2,957.45
MORIN, LIONEL J &	37,500	64,500	24,250	77,750	1,329.53
MORIN, LOUIS W	90,900	83,700	24,250	150,350	2,570.99
MORIN, PATRICIA	40,400	114,200	24,250	130,350	2,228.99
MORIN, ROBERT L	30,300	47,400	24,250	53,450	914.00
MORIN, RODNEY J	32,700	72,600	30,070	75,230	1,286.43
MORIN, ROGER J	51,500	118,300	30,070	139,730	2,389.38
MORIN, RONALD	53,900	242,700	24,250	272,350	4,657.19
MORIN, ROSAIRE L	52,700	153,300	24,250	181,750	3,107.93
MORIN, STEVEN	46,500	146,100	24,250	168,350	2,878.79
MORIN, ZACHERY B	90,900	68,300	0	159,200	2,722.32
MORISSETTE, LEO A	55,600	137,500	24,250	168,850	2,887.34
MORISSETTE, ROGER	40,100	118,600	24,250	134,450	2,299.10
MORISSETTE, ROGER	54,200	130,400	24,250	160,350	2,741.99
MORRIS, WALTER A JR	131,500	159,000	0	290,500	4,967.55
MORRISON, MURDOCH K	58,100	74,200	0	132,300	2,262.33
MORRISON, MURDOCH K	44,400	152,400	30,070	166,730	2,851.08
MORRISON, THOMAS	45,800	163,400	30,070	179,130	3,063.12
MORSE CEMETERY	5,800	0	5,800	0	0.00
MORSE, JANET B	3,600	0	0	3,600	61.56
MORSE, JANET B	55,900	21,900	0	77,800	1,330.38
MORSE, JANET B	45,500	88,800	24,250	110,050	1,881.86
MORSE, TYLER S	45,700	76,800	0	122,500	2,094.75
MORTENSEN, ERIC	61,700	259,100	0	320,800	5,485.68
MORTON, ARTHUR A SR	46,900	51,400	0	98,300	1,680.93
MORTON, JOHN	46,500	49,800	24,250	72,050	1,232.06
MOULTON, BRIAN	45,000	145,500	30,070	160,430	2,743.35
MOURADIAN, WILLIAM M	118,100	87,600	0	205,700	3,517.47
MOWER CEMETERY	1,900	0	1,900	0	0.00
MOWER, DEAN	24,900	0	0	24,900	425.79
MOWER, DEAN	49,300	84,300	0	133,600	2,284.56

MOWER, DEAN MICHAEL	46,800	45,700	24,250	68,250	1,167.08
MOWER, KEVIN	40,100	74,900	24,250	90,750	1,551.83
MOWER, PHILIP	33,500	0	0	33,500	572.85
MOWER, PHILIP	41,800	96,000	24,250	113,550	1,941.71
MOWER, PHILIP A	16,500	0	0	16,500	282.15
MSAD 52	47,000	7,500	54,500	0	0.00
MULLEN, CHRISTIAN J	41,500	135,900	0	177,400	3,033.54
MURCH, ALBERT	48,200	111,200	24,250	135,150	2,311.07
MURCH, ROBERT L	72,500	173,100	0	245,600	4,199.76
MURDOCK-DAY, KERRI A	47,300	145,800	24,250	168,850	2,887.34
MURPHY, ANN M	62,400	16,600	0	79,000	1,350.90
MURPHY, ELEANOR	4,300	0	0	4,300	73.53
MURPHY, ELEANOR	114,100	30,600	0	144,700	2,474.37
MURPHY, JOHN L	92,200	32,900	0	125,100	2,139.21
MURPHY, PHILLIP G SR	47,400	108,600	24,250	131,750	2,252.93
MUSE, KATHERINE A.	82,500	57,200	0	139,700	2,388.87
MYERS, ALEX B	40,600	195,700	24,250	212,050	3,626.06
MYERS, JAN	800	0	0	800	13.68
MYRAND, DANIEL ET ALS	89,600	23,100	0	112,700	1,927.17
MYRAND, DANIEL ET ALS	3,800	0	0	3,800	64.98
MYRAND, DANIEL ET ALS	6,100	0	0	6,100	104.31
MYRAND, DANIEL ET ALS	73,700	2,000	0	75,700	1,294.47
MYRAND, DANIEL ET ALS	69,100	54,500	0	123,600	2,113.56
NADEAU, ALAN	46,000	80,100	24,250	101,850	1,741.64
NADEAU, ALAN J	67,600	152,800	24,250	196,150	3,354.17
NADEAU, BRIAN	45,000	55,900	24,250	76,650	1,310.72
NADEAU, DARIAN J &	47,000	129,900	0	176,900	3,024.99
NADEAU, FRANCES MARIE	35,800	26,400	30,070	32,130	549.42
NADEAU, MELISSA S	45,000	97,900	0	142,900	2,443.59
NADEAU, PETER J	64,800	259,200	24,250	299,750	5,125.73
NADEAU, RONALD	21,200	85,900	24,250	82,850	1,416.74
NADEAU, TRAVIS M	54,000	48,500	24,250	78,250	1,338.08
NAJ PROPERTIES, LLC	30,100	22,200	0	52,300	894.33
NAZAROFF, DONALD A II	33,600	88,400	24,250	97,750	1,671.53
NAZAROFF, GREGORY S	46,700	160,300	24,250	182,750	3,125.03
NEAL, JOHN H II	46,500	119,000	24,250	141,250	2,415.38
NEGLEY, LEE S	57,700	171,900	24,250	205,350	3,511.49
NELSON, DARCY M	57,300	258,100	24,250	291,150	4,978.67
NELSON, HAROLD A	40,800	144,400	30,070	155,130	2,652.72
NESBITT, JAMES O III	52,700	0	0	52,700	901.17
NESBITT, JAMES O III	84,100	0	0	84,100	1,438.11
NEUBIS PROPERTIES INC	12,700	0	0	12,700	217.17
NEUBIS PROPERTIES INC	58,600	0	0	58,600	1,002.06
NEUBIS PROPERTIES INC	58,800	0	0	58,800	1,005.48
NEUBIS PROPERTIES INC	58,900	0	0	58,900	1,007.19
NEUBIS PROPERTIES INC	77,000	0	0	77,000	1,316.70
NEUBIS PROPERTIES INC	77,000	0	0	77,000	1,316.70

NEUTS, DONALD L	77,100	0	0	77,100	1,318.41
NEUTS, DONALD L	77,100	0	0	77,100	1,318.41
NEW ENGLAND CLEAN	6,851,800	0	0	6,851,800	117,165.78
NEWTON, JEFFREY W	49,400	295,300	24,250	320,450	5,479.70
NICHOLS, TYSON D	46,600	32,500	0	79,100	1,352.61
NICKEL, SCOTT A	45,700	67,700	24,250	89,150	1,524.47
NICKERSON, DALE D	52,200	80,000	0	132,200	2,260.62
NICKERSON, RANDALL &	73,000	0	0	73,000	1,248.30
NICKERSON, ROLAND	34,900	105,900	24,250	116,550	1,993.01
NICKERSON, ROLAND J	25,400	0	0	25,400	434.34
NICKERSON, ROLAND J	33,600	0	0	33,600	574.56
NICKERSON, RONALD M	61,400	0	0	61,400	1,049.94
NICKERSONS SEPTIC	37,100	0	0	37,100	634.41
NIELSEN, DAVID S	48,600	94,200	24,250	118,550	2,027.21
NIGRO, GEORGIA N	142,300	182,900	24,250	300,950	5,146.25
NOLIN, JAMES B	43,600	20,900	24,250	40,250	688.28
NOLIN, JAMES B	30,100	19,500	0	49,600	848.16
NOLIN, NONETTE K	56,900	103,700	0	160,600	2,746.26
NOONAN, CHARLES &	25,300	0	0	25,300	432.63
NOONAN, DAVID	43,200	139,000	24,250	157,950	2,700.95
NORMAN, T DAVID	0	6,400	0	6,400	109.44
NORTH, MELANIE	55,300	129,700	0	185,000	3,163.50
NORTHEASTERN HOUSING	47,100	62,400	0	109,500	1,872.45
NORTHROP, SUSAN	46,500	72,500	0	119,000	2,034.90
NUTTER, ROGER	51,800	154,600	24,250	182,150	3,114.77
NYE, DEBRA S	60,000	172,300	24,250	208,050	3,557.66
OAKES, KENNETH	46,300	144,100	24,250	166,150	2,841.17
O'BRIEN, CARRIE C	49,900	152,300	24,250	177,950	3,042.95
O'BRIEN, JAMES	52,200	98,300	24,250	126,250	2,158.88
O'CONNELL, BRIAN	12,600	0	0	12,600	215.46
O'CONNELL, BRIAN	14,400	0	0	14,400	246.24
OLD VALLEY CEMETERY	1,600	0	1,600	0	0.00
OLEARY, PAMELA	45,900	49,500	24,250	71,150	1,216.67
OLIVER, ROGER B	46,800	188,500	0	235,300	4,023.63
OLIVIER, HOLLI J	46,800	141,700	24,250	164,250	2,808.68
O'SULLIVAN	45,500	122,800	0	168,300	2,877.93
OUELLETTE, AMY A	52,100	304,300	24,250	332,150	5,679.77
OUELLETTE, CARA M	50,400	133,200	0	183,600	3,139.56
OUELLETTE, CHARLES P	47,700	136,400	24,250	159,850	2,733.44
OUELLETTE, ERIK J	40,800	238,200	24,250	254,750	4,356.23
OUELLETTE, KRISTY L	52,200	22,400	0	74,600	1,275.66
OUELLETTE, LINDA L	47,800	0	0	47,800	817.38
OUELLETTE, LINDA L	44,700	92,100	24,250	112,550	1,924.61
OUELLETTE, NEAL A	47,100	210,000	24,250	232,850	3,981.74
OUELLETTE, PATRICK A JR	33,600	49,900	24,250	59,250	1,013.18
OUELLETTE, ROBERT C	56,500	142,500	24,250	174,750	2,988.23
OUELLETTE, ROBERT R	50,700	134,500	24,250	160,950	2,752.25

OUELLETTE, SHERYL A	56,300	155,000	24,250	187,050	3,198.56
OUELLETTE, WILLIAM JR	47,900	47,900	24,250	71,550	1,223.51
OUIMETTE, FRANCOIS A	113,600	48,400	0	162,000	2,770.20
OUIMETTE, PAMELA	54,200	146,100	24,250	176,050	3,010.46
OUIMETTE, RAYMOND R	40,500	104,300	24,250	120,550	2,061.41
PAINE, CYNTHIA A	88,200	0	0	88,200	1,508.22
PALIAN, STEVEN	58,200	156,500	24,250	190,450	3,256.70
PALUSO, CHERYL	159,400	217,200	24,250	352,350	6,025.19
PAPE REALITY LLC	22,100	0	0	22,100	377.91
PAPE REALITY LLC	49,300	0	0	49,300	843.03
PAQUETTE, ERIC S	55,300	159,000	24,250	190,050	3,249.86
PAQUETTE, GARY	52,500	112,100	24,250	140,350	2,399.99
PAQUETTE, RAYMOND G	67,500	178,400	24,250	221,650	3,790.22
PARE, BELINDA G	44,600	105,900	24,250	126,250	2,158.88
PARE, SCOTT & BELINDA	48,000	15,000	0	63,000	1,077.30
PARENT, DONALD	77,200	115,400	24,250	168,350	2,878.79
PARENT, KAREN A	55,500	122,000	24,250	153,250	2,620.58
PARENT, MICHAEL J	44,400	46,300	0	90,700	1,550.97
PARENT, PATRICK A	36,100	70,700	24,250	82,550	1,411.61
PARENT, VIRGINIA M	33,000	88,400	24,250	97,150	1,661.27
PARENTEAU, DORIS R	62,700	288,900	0	351,600	6,012.36
PARKER, BRYANNA	49,900	158,500	0	208,400	3,563.64
PARKER, ERIC	67,400	7,100	0	74,500	1,273.95
PARKER, ERIC	46,600	180,100	24,250	202,450	3,461.90
PARLIN, CAROL L	45,200	124,700	0	169,900	2,905.29
PARLIN, RICHARD D	54,900	124,600	24,250	155,250	2,654.78
PARMENTER, CHERYL A	55,400	174,400	24,250	205,550	3,514.91
PARQUETTE, WILLIAM D	58,400	93,900	24,250	128,050	2,189.66
PASTORE, KATE	46,200	46,300	24,250	68,250	1,167.08
PATRICK, NEIL	40,800	179,700	24,250	196,250	3,355.88
PEABODY, MERRILL R	54,200	28,100	24,250	58,050	992.66
PEARCE, THERESA	0	16,200	0	16,200	277.02
PEARCE, THERESA R	46,200	26,100	0	72,300	1,236.33
PEDERSEN, THOMAS B	39,100	59,800	0	98,900	1,691.19
PELLETIER, ABIGALE A	50,800	76,500	24,250	103,050	1,762.16
PELLETIER, ANDRE P	46,100	0	0	46,100	788.31
PELLETIER, CHAD M	46,300	77,200	24,250	99,250	1,697.18
PELLETIER, EDMOND	42,800	105,500	24,250	124,050	2,121.26
PELLETIER, JOHN R	56,300	111,100	24,250	143,150	2,447.87
PELLETIER, KELLY A	49,500	108,800	24,250	134,050	2,292.26
PELLETIER, LORRI A	42,600	168,900	0	211,500	3,616.65
PELTON, SALLY C	49,000	29,500	24,250	54,250	927.68
PENAN, DANIEL	91,000	184,300	0	275,300	4,707.63
PENLEY, BECKY J	46,500	142,200	24,250	164,450	2,812.10
PERKINS, PETER J	33,700	0	0	33,700	576.27
PERKINS, ROBERT	0	22,300	0	22,300	381.33
PERKINS, ROBERT E	49,500	176,900	24,250	202,150	3,456.77

PERKINS, SCOTT J	47,200	31,700	0	78,900	1,349.19
PERRON, KARLENE	52,300	400	0	52,700	901.17
PERRON, DENIS R	55,100	159,700	24,250	190,550	3,258.41
PERRON, ROBERT M	49,000	154,300	24,250	179,050	3,061.76
PERRY, CHAD R	46,800	115,900	0	162,700	2,782.17
PERRY, DAVID M	59,400	121,700	24,250	156,850	2,682.14
PERRY, JOSEPH	57,200	122,200	30,070	149,330	2,553.54
PETERS, NELSON R	54,000	52,700	24,250	82,450	1,409.90
PETERSON, ALDEN	11,600	800	0	12,400	212.04
PETERSON, ALDEN	16,300	0	0	16,300	278.73
PETERSON, ALDEN	36,700	0	0	36,700	627.57
PETERSON, ALDEN	47,700	0	0	47,700	815.67
PETERSON, ALDEN	88,000	0	5,820	82,180	1,405.28
PETERSON, MILDRED	41,500	1,000	0	42,500	726.75
PETERSON, MILDRED	54,900	141,100	24,250	171,750	2,936.93
PFANSTIEL, DONALD J	46,500	186,200	24,250	208,450	3,564.50
PHELPS, LOGAN & REBECCA	42,600	230,400	0	273,000	4,668.30
PHILBRICK, FRED R	110,200	90,400	0	200,600	3,430.26
PHILLIPS, NICOLE C	41,200	43,800	0	85,000	1,453.50
PHINNEY, QUENTIN	49,300	303,700	24,250	328,750	5,621.63
PHOENIX REALTY TRUST	22,600	22,100	0	44,700	764.37
PHOENIX REALTY TRUST	54,300	73,100	0	127,400	2,178.54
PIERCE, SARAH E	113,400	71,400	24,250	160,550	2,745.41
PIERRE, SARAH H	40,800	103,800	0	144,600	2,472.66
PIERSON, DAVID	112,800	49,000	0	161,800	2,766.78
PINARD, ARMAND	47,900	19,100	0	67,000	1,145.70
PINARD, RONALD	40,800	196,900	24,250	213,450	3,650.00
PINE TREE HOLDINGS LLC	271,700	0	0	271,700	4,646.07
PINETTE, JON C TTEE	40,500	189,600	0	230,100	3,934.71
PINKHAM, ARIANNA N	46,800	114,500	0	161,300	2,758.23
PINOSKI, DANIEL M	46,700	39,700	24,250	62,150	1,062.77
PLOURDE, ROBERT W	55,800	123,000	30,070	148,730	2,543.28
POIRIER, BERTRAND	53,600	132,200	24,250	161,550	2,762.51
POIRIER, SCOTT R	45,000	153,400	24,250	174,150	2,977.97
POLAND, DANIEL L	51,100	162,700	24,250	189,550	3,241.31
POLAND, TIFFANY M	39,100	105,900	0	145,000	2,479.50
POLAND, VICKI S	86,400	0	0	86,400	1,477.44
POLLEY, ALTON J JR	46,400	63,000	24,250	85,150	1,456.07
POMERLEAU, LAWRENCE	40,600	93,700	30,070	104,230	1,782.33
POMERLEAU, REGINALD R	37,800	91,400	30,070	99,130	1,695.12
POOLE, CHRISTOPHER	57,200	163,200	24,250	196,150	3,354.17
POPE, COLLIN V	46,200	117,400	24,250	139,350	2,382.89
POTO, MICHAEL	30,400	0	0	30,400	519.84
POTO, MICHAEL A	47,300	216,600	24,250	239,650	4,098.02
POTTLE, TARA L	49,400	52,200	0	101,600	1,737.36
POTVIN, MARK N	0	20,000	20,000	0	0.00
POULIN, DAWN M	40,600	77,200	0	117,800	2,014.38

POULIN, DONALD E JR	40,600	131,000	24,250	147,350	2,519.69
POULIN, JR, ROGER A &	30,700	0	0	30,700	524.97
POULIN, LYNN J	38,000	124,900	24,250	138,650	2,370.92
POULIN, RENALD	40,400	98,200	24,250	114,350	1,955.39
POULIN, RODNEY R	50,900	66,400	0	117,300	2,005.83
POUZOL, DANIEL J	49,600	86,500	24,250	111,850	1,912.64
POWELL, WILLIAM	46,800	216,700	24,250	239,250	4,091.18
PRATT, JEREMY I	50,400	115,500	0	165,900	2,836.89
PRATT, MELISSA A	75,000	165,700	24,250	216,450	3,701.30
PRATT, WALLACE M	41,400	135,000	24,250	152,150	2,601.77
PRAY, JAMES	56,500	86,300	24,250	118,550	2,027.21
PRESCOTT, JAMES A &	43,300	72,800	0	116,100	1,985.31
PREVITE, JAMES	70,900	34,500	0	105,400	1,802.34
PROCTOR, JOSEPH A	47,300	179,800	24,250	202,850	3,468.74
PROCTOR, LLOYD	113,900	168,900	24,250	258,550	4,421.21
PROVOST, BETH	0	13,700	13,700	0	0.00
PROVOST, DAMIAN M	0	46,900	24,250	22,650	387.32
PROVOST, JEAN M	27,500	164,200	24,250	167,450	2,863.40
PUGH, CHRISTOPHER A	107,000	74,900	24,250	157,650	2,695.82
PURINGTON, SONYA	73,700	180,100	0	253,800	4,339.98
PURINTON, GARY	0	48,500	24,250	24,250	414.68
QI, SHI	139,800	568,600	0	708,400	12,113.64
R & T REAL ESTATE	60,200	38,700	0	98,900	1,691.19
R.A.F.T.S.	46,900	227,500	274,400	0	0.00
RABASSA, DANECA	40,400	184,900	0	225,300	3,852.63
RAC, GINA M	45,600	80,800	24,250	102,150	1,746.77
RAC, JOHN	50,400	226,900	24,250	253,050	4,327.16
RACINE, ASHLEY L	50,000	91,100	0	141,100	2,412.81
RACINE, MICHAEL F	45,800	102,300	24,250	123,850	2,117.84
RADLEY, CARA L	43,700	58,400	24,250	77,850	1,331.24
RAK LLC	51,500	9,700	0	61,200	1,046.52
RANCORT, CHRISTOPHER L	38,300	12,900	0	51,200	875.52
RAND, PETER J	45,000	68,900	24,250	89,650	1,533.02
RANDALL, CAROLYN L	92,000	13,600	0	105,600	1,805.76
RANDALL, JOLENE M B	74,900	53,400	0	128,300	2,193.93
RANDALL, JOLENE M B	136,400	22,300	0	158,700	2,713.77
RANDALL, JOLENE M B	43,100	145,900	24,250	164,750	2,817.23
RANDALL, MARK	0	2,500	0	2,500	42.75
RANDOLPH, ARTHUR J	55,200	135,600	24,250	166,550	2,848.01
RANDOLPH, MICHAEL	135,500	164,700	0	300,200	5,133.42
RANDOLPH, RICHARD	128,700	51,700	0	180,400	3,084.84
RANDOLPH, RICHARD	57,800	178,400	24,250	211,950	3,624.35
RANDOLPH, RICHARD L	23,200	0	0	23,200	396.72
RANDOLPH, RICHARD L	39,800	0	0	39,800	680.58
RANDOLPH, RICHARD L &	24,900	0	0	24,900	425.79
RAY CORPORATION	34,000	20,500	0	54,500	931.95
RAY CORPORATION	48,500	94,000	0	142,500	2,436.75

RAY, BERNICE A	42,700	33,000	0	75,700	1,294.47
RAY, BERNICE A	47,700	201,000	24,250	224,450	3,838.10
RAY, BERTRAND	45,000	169,100	24,250	189,850	3,246.44
RAY, BERTRAND R	45,500	0	0	45,500	778.05
RAY, JESSIE	54,400	104,800	0	159,200	2,722.32
RAY, JUSTIN	83,600	0	0	83,600	1,429.56
RAY, JUSTIN & DIANA	4,400	0	0	4,400	75.24
RAY, RANDALL V	59,100	93,800	24,250	128,650	2,199.92
RAY, ROLAND	43,400	103,000	24,250	122,150	2,088.77
RAY, SHARON	41,500	117,100	24,250	134,350	2,297.39
RAY, TAMMY L	49,100	59,300	0	108,400	1,853.64
RAY, THERESA	44,900	68,400	24,250	89,050	1,522.76
RAYMOND, JANE	45,700	120,400	24,250	141,850	2,425.64
RAYMOND, ROBERT	45,000	97,200	0	142,200	2,431.62
RAYMOND, ROBERT W	102,900	141,800	24,250	220,450	3,769.70
RBI PROPERTIES LLC	77,700	402,500	0	480,200	8,211.42
REED, BRUCE J	50,000	81,500	24,250	107,250	1,833.98
REED, STANLEY W	43,200	0	0	43,200	738.72
REICHEL, BRENDA K	45,500	52,000	24,250	73,250	1,252.58
REID, JOHN T	61,000	37,100	0	98,100	1,677.51
REMINGTON, BRANT D	48,600	148,200	0	196,800	3,365.28
RENY, ANTHONY R	43,800	104,700	24,250	124,250	2,124.68
RICHARDS, RYAN R	62,900	168,700	0	231,600	3,960.36
RICHARDSON JOSHUA T	49,500	122,000	24,250	147,250	2,517.98
RICHARDSON, JOY E	40,800	95,500	24,250	112,050	1,916.06
RIDEOUT, MILDRED F	41,800	71,600	24,250	89,150	1,524.47
RIDLEY, EUGENE K &	53,600	137,200	24,250	166,550	2,848.01
RIDLEY, EUGENE M & TINA	46,800	288,100	24,250	310,650	5,312.12
RIDLON, SHAWN R	53,100	197,000	24,250	225,850	3,862.04
RIFKIN, DR MICHAEL	600	0	0	600	10.26
RIFKIN, DR MICHAEL	57,300	172,900	24,250	205,950	3,521.75
RINES, CLEVELAND	59,800	136,400	24,250	171,950	2,940.35
RINES, DIANE B	700	0	0	700	11.97
RINES, DIANE B	30,800	10,200	0	41,000	701.10
RINES, JELINA M	46,600	103,100	0	149,700	2,559.87
RINES, ROGER E	43,000	114,500	24,250	133,250	2,278.58
RIOUX, LEON O	73,800	108,800	0	182,600	3,122.46
RIOUX, TAMMY A	36,000	145,800	0	181,800	3,108.78
ROAN, DAVID T	41,500	58,400	24,250	75,650	1,293.62
ROBARGE, DIANE M	50,400	131,200	24,250	157,350	2,690.69
ROBERGE, JAMES A	46,500	261,300	24,250	283,550	4,848.71
ROBERT, MARCEL J P	59,500	260,500	5,820	314,180	5,372.48
ROBERT, MARK R	51,800	161,100	24,250	188,650	3,225.92
ROBERT, MARY L	50,400	225,100	24,250	251,250	4,296.38
ROBERT, RODNEY N	97,900	123,800	24,250	197,450	3,376.40
ROBERT, SCOTT	700	0	0	700	11.97
ROBERT, SCOTT	16,300	0	0	16,300	278.73

ROBERT, SCOTT	105,500	251,300	24,250	332,550	5,686.61
ROBERTS PROPERTIES LLC	44,600	11,200	0	55,800	954.18
ROBERTS PROPERTIES LLC	42,900	45,000	0	87,900	1,503.09
ROBERTS, JUNE	47,200	130,800	24,250	153,750	2,629.13
ROBERTSON, DENNIS J	50,200	117,200	24,250	143,150	2,447.87
ROBICHAUD, DEBRA K	46,400	53,100	24,250	75,250	1,286.78
ROBICHAUD, MAURICE J	35,100	89,100	24,250	99,950	1,709.15
ROBICHAUD, PATRICIA R	40,500	35,500	24,250	51,750	884.93
ROBINSON, JEFF & AMY E	81,200	37,900	0	119,100	2,036.61
ROBINSON, ROBERT L	46,700	121,600	0	168,300	2,877.93
ROBITAILLE, JAMIE P	47,000	101,800	0	148,800	2,544.48
ROBITAILLE, JOHN E	63,400	227,900	24,250	267,050	4,566.56
ROBITAILLE, MARC R	38,000	137,000	24,250	150,750	2,577.83
ROBODI LLC	155,600	111,100	0	266,700	4,560.57
RODERICK, KATHY	40,100	31,400	0	71,500	1,222.65
RODERICK, SUSAN F	48,700	19,800	24,250	44,250	756.68
ROLSTON, ROBERT G	32,200	0	0	32,200	550.62
ROMAN CATHOLIC BISHOP	82,800	0	0	82,800	1,415.88
ROSE CEMETERY	7,500	0	7,500	0	0.00
ROSE DENNIS G & SANDRA	32,400	0	0	32,400	554.04
ROSE DENNIS G & SANDRA	69,400	0	0	69,400	1,186.74
ROSE STEPHEN T	42,000	6,100	0	48,100	822.51
ROSE STEPHEN T	61,100	148,400	24,250	185,250	3,167.78
ROSE, DENNIS S	37,900	134,600	24,250	148,250	2,535.08
ROSE, DONALD	50,600	1,500	0	52,100	890.91
ROSE, DONALD	254,700	147,500	24,250	377,950	6,462.95
ROSE, DONALD H	45,000	112,600	0	157,600	2,694.96
ROSE, KEVIN & JENNY	158,800	32,200	0	191,000	3,266.10
ROSS, MITCHELL K	108,800	312,100	0	420,900	7,197.39
ROSSIGNOL, DAVID J	44,600	184,800	24,250	205,150	3,508.07
ROSSIGNOL, ROGER H	44,600	103,200	0	147,800	2,527.38
ROUSE, JR, DAVID V &	46,300	140,600	0	186,900	3,195.99
ROUSSEAU, JOHN	0	18,400	18,400	0	0.00
ROUSSEAU, JOSEPH	39,000	93,300	24,250	108,050	1,847.66
ROUSSEAU, NORMAND	117,800	111,400	0	229,200	3,919.32
ROUSSEAU, RICHARD R	153,500	103,200	24,250	232,450	3,974.90
ROUX, RAYMOND	36,200	106,000	24,250	117,950	2,016.95
ROUX, STEVEN D	41,800	107,000	24,250	124,550	2,129.81
ROWE, ROBERT	38,600	159,800	24,250	174,150	2,977.97
ROWE, SUMMER	47,700	55,400	0	103,100	1,763.01
ROWE,SR, JASON A & KERA	39,900	123,400	0	163,300	2,792.43
ROY, DAVID & MELISSA	41,500	16,100	0	57,600	984.96
ROY, DAVID J	48,200	199,800	24,250	223,750	3,826.13
ROY, DAVID W	49,700	125,700	24,250	151,150	2,584.67
ROY, KENNETH E	45,100	141,200	0	186,300	3,185.73
ROY, LAURIER B	125,000	45,900	0	170,900	2,922.39
ROY, NICHOLAS	62,300	207,200	0	269,500	4,608.45

ROY, PATRICIA M	48,100	227,900	24,250	251,750	4,304.93
ROY, RICHARD H	7,900	0	0	7,900	135.09
ROY, ROBERT R	47,600	127,700	0	175,300	2,997.63
ROY, SHAWN R	46,500	52,900	0	99,400	1,699.74
ROY, SUSAN L	42,300	140,900	24,250	158,950	2,718.05
ROY, TIMOTHY A	52,700	35,700	0	88,400	1,511.64
ROYER, STEVEN R	61,500	291,600	24,250	328,850	5,623.34
RUMAN, STEPHEN G	45,500	98,400	24,250	119,650	2,046.02
RUSSELL EDWIN L JR	0	13,600	13,600	0	0.00
RUSSELL, FILOMENA	500	0	0	500	8.55
RUSSELL, FILOMENA R	77,400	45,900	0	123,300	2,108.43
RUSSELL, KIMBERLY A	47,500	159,100	0	206,600	3,532.86
RYAN, DONALD	37,600	25,700	0	63,300	1,082.43
RYAN, DONALD J	49,000	59,800	24,250	84,550	1,445.81
RYAN, IRENE	48,800	63,700	0	112,500	1,923.75
RYBECK, CHARLES	47,000	130,400	24,250	153,150	2,618.87
RYDER, ELLEN E	46,800	61,900	24,250	84,450	1,444.10
SABATTUS, TOWN OF	3,400	0	3,400	0	0.00
SABINE, CLAIRE M	46,000	113,300	24,250	135,050	2,309.36
SAINDON, PAULINE M	68,100	0	0	68,100	1,164.51
SALISBURY, GEORGE	0	7,600	7,600	0	0.00
SAMAY, FRANK M III	40,800	55,600	0	96,400	1,648.44
SAMAY, PAMELA	43,300	500	0	43,800	748.98
SAMES, RUFUS G	44,300	157,300	24,250	177,350	3,032.69
SANBORN & HAMMOND	25,700	0	0	25,700	439.47
SANBORN & HAMMOND	26,800	0	0	26,800	458.28
SANBORN & HAMMOND	31,700	0	0	31,700	542.07
SANBORN & HAMMOND	33,500	0	0	33,500	572.85
SANBORN & HAMMOND	38,900	0	0	38,900	665.19
SANBORN & HAMMOND	110,100	0	0	110,100	1,882.71
SANBORN & HAMMOND	168,900	0	0	168,900	2,888.19
SANFORD, BRUCE W	40,400	0	0	40,400	690.84
SANFORD, BRUCE W	51,400	139,300	24,250	166,450	2,846.30
SANFORD, BRUCE W	46,900	166,000	0	212,900	3,640.59
SANFORD, HANNON D	47,100	181,500	0	228,600	3,909.06
SANFORD, SHAWN G	30,700	0	0	30,700	524.97
SANFORD, SHAWN G	45,200	0	0	45,200	772.92
SANFORD, SHAWN G	71,000	0	0	71,000	1,214.10
SANFORD, SHAWN G	45,300	144,500	0	189,800	3,245.58
SANFORD, TIERRA M	39,300	123,800	0	163,100	2,789.01
SANTOMANGO, DEAN	67,500	226,600	24,250	269,850	4,614.44
SANTOMANGO, SIERRA R	50,500	108,300	0	158,800	2,715.48
SARGENT, AMBER J	42,700	84,300	0	127,000	2,171.70
SARGENT, JOHN	52,800	146,300	24,250	174,850	2,989.94
SARGENT, MATTHEW	48,500	45,300	0	93,800	1,603.98
SAUCIER, DONALD	41,000	53,100	24,250	69,850	1,194.44
SAUCIER, MICHAEL R	39,200	75,100	0	114,300	1,954.53

SAUCIER, TIMOTHY S	46,600	209,000	24,250	231,350	3,956.09
SAUNDERS ROAD	32,800	0	0	32,800	560.88
SAUNDERS ROAD	65,100	0	0	65,100	1,113.21
SAUNDERS, RICK A	29,500	30,300	24,250	35,550	607.91
SAVAGE, EDITH P	39,200	78,700	30,070	87,830	1,501.89
SAVAGE, MADEENA S	41,300	113,600	0	154,900	2,648.79
SAWYER MEMORIAL	72,200	403,300	475,500	0	0.00
SAWYER, BRIAN	48,500	109,000	24,250	133,250	2,278.58
SAWYER, RALPH J	40,900	0	0	40,900	699.39
SCHLOBOHM, MATTHEW J	61,800	156,100	24,250	193,650	3,311.42
SCHMIDT, RONALD J	52,500	120,300	24,250	148,550	2,540.21
SCHNOPP, ROBERT L III	36,200	70,800	0	107,000	1,829.70
SCHOMAKER, JACQUELINE A	42,300	309,200	24,250	327,250	5,595.98
SCHOTT, GEORGE	6,500	0	0	6,500	111.15
SCHOTT, GEORGE	105,500	0	0	105,500	1,804.05
SCHOTT, GEORGE P	500	0	0	500	8.55
SCHOTT, GEORGE P	25,000	0	0	25,000	427.50
SCHOTT, GEORGE P	57,500	15,600	0	73,100	1,250.01
SCHOTT, GEORGE P	42,500	148,200	0	190,700	3,260.97
SCHOTT, GEORGE P	91,600	296,100	0	387,700	6,629.67
SCHOTT, GEORGE P	311,100	545,600	24,250	832,450	14,234.90
SCHOTT, GEORGE P	138,000	1,496,100	0	1,634,100	27,943.11
SCHOTT, JOHN	18,600	0	0	18,600	318.06
SCHOTT, JOHN	116,200	291,600	24,250	383,550	6,558.71
SCHOTT, JOHN F	9,300	0	0	9,300	159.03
SCHOTT, KARIN A	28,600	0	0	28,600	489.06
SCHOTT, KARIN A	202,700	52,800	0	255,500	4,369.05
SCHOTT, PATRICIA	48,400	0	0	48,400	827.64
SCHULZE, MARTIN D &	116,400	57,900	0	174,300	2,980.53
SCOTT, PATSIE	38,800	116,000	0	154,800	2,647.08
SCRIBNER, LIZA L	46,000	31,400	0	77,400	1,323.54
SEALY, KATHERINE A	54,500	125,200	0	179,700	3,072.87
SEELEY, GREGORY A	52,600	232,400	24,250	260,750	4,458.83
SENSENING, RENE D	48,400	140,800	24,250	164,950	2,820.65
SHANE, KATHLEEN MARIE	95,200	11,500	0	106,700	1,824.57
SHARPE, KENNETH	79,800	59,300	0	139,100	2,378.61
SHAW, BARBARA B	60,000	100,200	24,250	135,950	2,324.75
SHORT, WILLIAM	50,100	39,100	0	89,200	1,525.32
SHOSTAK, ANTHONY J	44,000	89,500	24,250	109,250	1,868.18
SHOSTAK, MARTIN A	51,500	100,000	0	151,500	2,590.65
SHOVILIN, JOSEPH F III	48,700	208,000	0	256,700	4,389.57
SHURTLEFF, CAMERON J	47,300	82,300	0	129,600	2,216.16
SIGNER, ANTHONY B	45,500	129,400	24,250	150,650	2,576.12
SILBERMAN, ADAM J	40,600	88,600	24,250	104,950	1,794.65
SILVA, DONALD	62,400	23,000	0	85,400	1,460.34
SILVIUS, DENISE J	51,500	35,300	24,250	62,550	1,069.61
SIMMONS, WILLARD H	115,100	33,900	0	149,000	2,547.90

SIMMONS, WILLARD H	51,000	220,700	30,070	241,630	4,131.87
SIMOND, MARK A	116,600	114,500	0	231,100	3,951.81
SIMONDS, WILLIAM D	43,500	31,500	0	75,000	1,282.50
SIMONES, JAMES G	46,500	206,600	24,250	228,850	3,913.34
SIMONES, LINDA D M	31,500	0	0	31,500	538.65
SIMONSON, JOHN R	39,000	149,200	24,250	163,950	2,803.55
SIRIOS, JOSHUA G	50,600	85,800	0	136,400	2,332.44
SIROIS, CHRISTOPHER	186,300	258,400	24,250	420,450	7,189.70
SIROIS, LAWRENCE	46,500	232,300	24,250	254,550	4,352.81
SIROIS, PAMELA LYNN	46,500	242,300	24,250	264,550	4,523.81
SIROIS, PAUL A	70,000	162,600	0	232,600	3,977.46
SMALL, SAMUEL	62,300	293,800	30,070	326,030	5,575.11
SMILEY, DONNA RICHARDS	44,300	48,300	0	92,600	1,583.46
SMILEY, DONNA RICHARDS	100,100	31,200	24,250	107,050	1,830.56
SMITH, BARBARA J	25,500	0	0	25,500	436.05
SMITH, BARBARA J	55,300	0	0	55,300	945.63
SMITH, BARBARA J	48,500	157,200	0	205,700	3,517.47
SMITH, BRIAN	46,800	47,200	0	94,000	1,607.40
SMITH, CHRISTOPHER L	64,200	0	0	64,200	1,097.82
SMITH, CHRISTOPHER L	163,100	110,700	24,250	249,550	4,267.31
SMITH, ELIZABETH T	60,800	42,600	0	103,400	1,768.14
SMITH, ERIC	71,000	40,600	0	111,600	1,908.36
SMITH, ERIC J	43,200	0	0	43,200	738.72
SMITH, ERIC J	48,900	224,000	24,250	248,650	4,251.92
SMITH, JERRY L	46,800	62,100	0	108,900	1,862.19
SMITH, JILL C	45,500	113,200	0	158,700	2,713.77
SMITH, KENNETH	56,600	137,300	24,250	169,650	2,901.02
SMITH, KENNETH I	5,900	0	0	5,900	100.89
SMITH, KENNETH I JR	46,800	145,100	24,250	167,650	2,866.82
SMITH, KIRK A	50,000	173,800	0	223,800	3,826.98
SMITH, KYLE S	46,600	132,100	0	178,700	3,055.77
SMITH, LAURIE E	46,800	136,400	30,070	153,130	2,618.52
SMITH, MATTHEW J	48,600	7,800	0	56,400	964.44
SMITH, MICHAEL	48,000	98,100	30,070	116,030	1,984.11
SMITH, RONALD RICHARD	45,700	19,700	24,250	41,150	703.67
SMITH, RONALD S	56,700	144,900	24,250	177,350	3,032.69
SMITH, RUFUS H TRUSTEE	42,800	29,500	0	72,300	1,236.33
SMITH, RUFUS H. TRUSTEE	1,400	0	0	1,400	23.94
SMITH, SALLY A	90,900	56,500	0	147,400	2,520.54
SMITH, SUSAN Y	57,200	283,900	24,250	316,850	5,418.14
SMITH, WARREN J	38,400	51,300	0	89,700	1,533.87
SMITH-DOYON RHONDA	46,800	111,300	24,250	133,850	2,288.84
SMUTNY, ROBERT T	47,000	129,200	24,250	151,950	2,598.35
SNYDER, PAMELA E	43,800	121,200	24,250	140,750	2,406.83
SOCKABASIN, LISA J	49,200	45,000	0	94,200	1,610.82
SOCKABASIN, LISA J	90,900	161,100	24,250	227,750	3,894.53
SOLARI, ANDREW L	39,000	39,600	0	78,600	1,344.06

SOUCY, JOHN A	52,900	135,400	24,250	164,050	2,805.26
SPAULDING, KEVIN P	33,000	90,500	24,250	99,250	1,697.18
SPEAR, RODNEY W	47,000	69,900	24,250	92,650	1,584.32
SPENCER, STEVEN L	54,500	152,900	24,250	183,150	3,131.87
SPRAGUE, MICHAEL C	45,200	166,100	0	211,300	3,613.23
SPRAGUE, MICHAEL H	55,100	142,700	0	197,800	3,382.38
SPRINGER, JENNIFER M	45,900	132,400	24,250	154,050	2,634.26
SPRINGER, JOHN W	0	19,200	0	19,200	328.32
SPRINGER, JOHN W	45,800	145,100	30,070	160,830	2,750.19
ST AMOURE, ALLEN	0	10,300	10,300	0	0.00
ST ANDRE, DAVID E	51,800	144,500	24,250	172,050	2,942.06
ST FRANCIS MISSION	95,100	626,400	721,500	0	0.00
ST FRANCIS MISSION	0	50,800	0	50,800	868.68
ST GERMAIN, GERARD	40,100	160,300	0	200,400	3,426.84
ST GERMAIN, WAYNE DAVID	55,300	80,700	0	136,000	2,325.60
ST HILAIRE, PAUL	55,100	71,300	24,250	102,150	1,746.77
ST HILAIRE, PAUL B	46,000	63,800	30,070	79,730	1,363.38
ST LAURENT, THOMAS	40,900	161,100	24,250	177,750	3,039.53
ST ONGE, DANIEL R	49,000	134,300	24,250	159,050	2,719.76
ST PIERRE, CAROLE L	42,600	144,500	24,250	162,850	2,784.74
ST PIERRE, ROGER	42,500	97,600	30,070	110,030	1,881.51
ST PIERRE, TRAVIS	44,600	24,100	0	68,700	1,174.77
ST PIERRE, WILLIAM P	55,100	133,200	24,250	164,050	2,805.26
ST. PIERRE, TAYLOR W	45,000	109,200	0	154,200	2,636.82
STARKEY, SARAH A	43,800	155,900	0	199,700	3,414.87
STASULIS, ALLEN	47,700	146,500	30,070	164,130	2,806.62
STATE OF MAINE	11,000	0	11,000	0	0.00
STATE OF MAINE	500	0	500	0	0.00
STATE OF MAINE HIGHWAY	50,400	231,900	282,300	0	0.00
STE MARIE, DAVID	33,600	0	0	33,600	574.56
STEARNS, SHANNON S	69,800	209,600	24,250	255,150	4,363.07
STEEVES, JANET R	37,700	111,200	30,070	118,830	2,031.99
STEVENS, HOWARD B	26,200	67,200	24,250	69,150	1,182.47
STEVENS, KENNETH L	43,700	100,900	0	144,600	2,472.66
STEVENS, LAWRENCE	47,700	111,400	24,250	134,850	2,305.94
STEVENS, RANDY & DIANE	78,200	73,400	0	151,600	2,592.36
STEVENS, THOMAS C	40,600	272,200	0	312,800	5,348.88
STEVENS, WALTER A	42,800	48,100	24,250	66,650	1,139.72
STEWART, CLINTON	47,000	113,000	24,250	135,750	2,321.33
STEWART, BETH	46,400	155,400	24,250	177,550	3,036.11
STEWART, GLENN P	91,500	66,600	0	158,100	2,703.51
STEWART, IAN R	45,500	89,400	0	134,900	2,306.79
STEWART, JAMES	63,100	0	0	63,100	1,079.01
STEWART, PAUL R	45,000	67,800	24,250	88,550	1,514.21
STEWART, RUSSELL	20,400	0	0	20,400	348.84
STEWART, RUSSELL H	8,900	0	0	8,900	152.19
STEWART, RUSSELL H	76,400	185,000	24,250	237,150	4,055.27

STILPHEN, VICKI	40,700	22,500	24,250	38,950	666.05
STOCKWELL, ROGER	47,700	34,600	24,250	58,050	992.66
STONE, JANICE L	95,800	94,900	24,250	166,450	2,846.30
STOWE, MARK	38,800	91,100	24,250	105,650	1,806.62
STRETTON, KYLE	46,500	193,800	24,250	216,050	3,694.46
STROUT, SCOTT	47,000	135,900	0	182,900	3,127.59
STROUT, WENDELL A JR	63,500	121,100	24,250	160,350	2,741.99
STROUT, WENDELL ESTATE	46,800	7,500	0	54,300	928.53
STYVERSON, SCOTT A	76,000	37,500	0	113,500	1,940.85
SUERETH, ERIC T	41,900	16,100	0	58,000	991.80
SULLIVAN, MARK J	45,900	72,800	0	118,700	2,029.77
SUNCO INVESTMENTS LLC	75,400	0	0	75,400	1,289.34
SWANHOLM, CHRISTIAN B	50,400	0	0	50,400	861.84
SWANSON, RICHARD	900	0	0	900	15.39
SWINDLER, DEAN V	73,800	26,400	0	100,200	1,713.42
SYLVESTER, MICHAEL	41,100	213,900	24,250	230,750	3,945.83
SYLVIA, KATHIE	42,800	148,200	24,250	166,750	2,851.43
SZABO, VICTOR	121,900	53,800	24,250	151,450	2,589.80
TABOR, DARLENE	40,800	109,800	24,250	126,350	2,160.59
TABOR, DARLENE A	25,800	0	0	25,800	441.18
TABOR, KATELIN I	42,200	92,500	24,250	110,450	1,888.70
TACIT, LLC	54,600	61,600	0	116,200	1,987.02
TAMIAMI LLC	49,100	76,700	0	125,800	2,151.18
TAMMARO, LOUISE M	44,600	0	0	44,600	762.66
TANCREDE, DAMIEN	50,800	94,700	0	145,500	2,488.05
TANCREL, NORMAND A	38,400	129,200	24,250	143,350	2,451.29
TANTILLO, STEVEN W	47,200	57,600	24,250	80,550	1,377.41
TARDIE, CHARLES	40,500	133,700	30,070	144,130	2,464.62
TARDIF, DUANE R	17,800	0	0	17,800	304.38
TARDIF, DUANE R	48,800	129,800	24,250	154,350	2,639.39
TAYLOR, JAMES	44,400	83,400	24,250	103,550	1,770.71
TAYLOR, KEVIN S	49,300	138,700	24,250	163,750	2,800.13
TEACUTTER, DANNY L	47,500	102,000	0	149,500	2,556.45
TEACUTTER, DONALD	40,700	159,400	24,250	175,850	3,007.04
TECHNICAL SALES &	66,300	452,700	0	519,000	8,874.90
TERENZONI, THEODORE	45,200	80,800	30,070	95,930	1,640.40
TESTANI, KEITH B	30,000	78,100	0	108,100	1,848.51
THE RAY T GAGNE	0	0	0	0	0.00
THE RAY T GAGNE	71,100	500	0	71,600	1,224.36
THE RAY T GAGNE	88,800	72,400	0	161,200	2,756.52
THE RAY T GAGNE	173,500	218,600	30,070	362,030	6,190.71
THEBERGE, PATRICIA A	55,000	78,700	0	133,700	2,286.27
THEBERGE, PETER H	41,900	155,200	24,250	172,850	2,955.74
THERIAULT, BRENDA J	45,300	118,300	24,250	139,350	2,382.89
THERIAULT, DARCI E M	45,100	92,600	24,250	113,450	1,940.00
THERIAULT, ROGER A	56,700	222,900	24,250	255,350	4,366.49
THERIAULT, RONALD O	43,800	166,500	30,070	180,230	3,081.93

THERIAULT, RYAN	47,900	150,300	0	198,200	3,389.22
THERIAULT, SHAWN D	46,400	177,100	24,250	199,250	3,407.18
THERRIAULT, MARC A	42,000	253,600	24,250	271,350	4,640.09
THERRIAULT, RANDY S	42,200	185,100	24,250	203,050	3,472.16
THERRIEN, JASON T	50,400	97,800	0	148,200	2,534.22
THERRIEN, TYSON	46,900	145,400	24,250	168,050	2,873.66
THERRIEN, WILLIAM T	29,300	183,200	24,250	188,250	3,219.08
THIBAULT, RODNEY D	46,700	167,500	24,250	189,950	3,248.15
THIBEAULT, JEREMY J	63,200	202,400	0	265,600	4,541.76
THIBODEAU, JEFFREY A	47,500	109,800	24,250	133,050	2,275.16
THIBODEAU, RICHARD J	46,500	34,800	24,250	57,050	975.56
THIBODEAU, RICHARD P	55,200	60,500	0	115,700	1,978.47
THIBODEAU, RICHARD P JR	45,000	114,500	24,250	135,250	2,312.78
THIBODEAU, RICHARD R JR	58,900	0	0	58,900	1,007.19
THIBODEAU, TROY A	50,400	105,900	0	156,300	2,672.73
THOMAS, WAYNE L	45,400	122,200	24,250	143,350	2,451.29
THOMPSON, ANDREW	35,400	149,900	24,250	161,050	2,753.96
THOMPSON, JEFFREY	56,500	148,700	0	205,200	3,508.92
THURLOW, JEFFREY	45,900	145,100	0	191,000	3,266.10
THURLOW, JEFFREY S	47,700	72,100	0	119,800	2,048.58
TIBBETTS, ANGELA D &	63,800	24,700	0	88,500	1,513.35
TIBBETTS, KAREN S	49,000	105,900	0	154,900	2,648.79
TIDSWELL, CORY E	56,600	129,700	24,250	162,050	2,771.06
TIGHE, MARY	103,700	126,800	0	230,500	3,941.55
TIMPANY, DONALD M	50,400	205,400	24,250	231,550	3,959.51
TIMPANY, JUNE	54,200	48,100	24,250	78,050	1,334.66
TOOTHAKER, JOSHUA	42,300	120,900	0	163,200	2,790.72
TOWN OF GREENE	48,800	49,100	97,900	0	0.00
TOWN OF GREENE	13,100	0	13,100	0	0.00
TOWN OF GREENE	28,000	0	28,000	0	0.00
TOWN OF GREENE	1,700	0	1,700	0	0.00
TOWN OF GREENE	73,500	0	73,500	0	0.00
TOWN OF GREENE	600	0	600	0	0.00
TOWN OF GREENE/DUBAY,	39,200	0	39,200	0	0.00
TOWN OF GREENE/DUBAY,	31,800	0	31,800	0	0.00
TOWNSEND LIVING TRUST	48,200	106,100	24,250	130,050	2,223.86
TRAVERS, SANDRA	0	8,200	8,200	0	0.00
TREPANIER, TARA S	48,200	126,000	0	174,200	2,978.82
TRIPLE A COATINGS INC	47,500	116,600	0	164,100	2,806.11
TRIPP, PETER M	42,300	127,000	24,250	145,050	2,480.36
TRUE, ANNE M	37,700	71,700	0	109,400	1,870.74
TRYTEK, JAMES T	62,300	316,900	24,250	354,950	6,069.65
TUCK FAMILY LIVING	16,200	0	0	16,200	277.02
TUCK FAMILY LIVING	32,900	0	0	32,900	562.59
TUCK FAMILY LIVING	73,600	222,200	0	295,800	5,058.18
TUCKER, JOHN & SARAH	49,000	149,700	0	198,700	3,397.77
TUFTS, BRUCE A	49,100	111,800	24,250	136,650	2,336.72

TURCOTTE, BRETT J	40,000	179,400	0	219,400	3,751.74
TURCOTTE, GEORGETTE,	121,100	63,200	30,070	154,230	2,637.33
TURCOTTE, LAWRENCE	45,400	80,300	24,250	101,450	1,734.80
TURCOTTE, MICHAEL S	38,100	144,500	24,250	158,350	2,707.79
TURCOTTE, MICHAEL SR	40,300	21,600	24,250	37,650	643.82
TURCOTTE, SUSAN TRUST	42,800	85,800	24,250	104,350	1,784.39
TURGEON, NORMAND F	49,700	122,900	0	172,600	2,951.46
TURGEON, RANDALL P	34,000	75,100	0	109,100	1,865.61
TURNER, DANA	67,200	397,400	0	464,600	7,944.66
TUTLIS, BRIAN G	48,800	132,600	24,250	157,150	2,687.27
TWIDWELL, KAREN E	44,200	17,300	24,250	37,250	636.98
UNIVERSALIST CHURCH	29,100	70,700	99,800	0	0.00
UPTOPIAN UNDERDOGS LLC	59,000	64,600	0	123,600	2,113.56
URQUHART, JAMES	62,300	235,900	24,250	273,950	4,684.55
URQUHART, PAMELA	140,600	86,600	30,070	197,130	3,370.92
VACHON, DEBORAH	41,400	23,800	24,250	40,950	700.25
VAILLANCOURT, JAMIE D	47,700	176,900	24,250	200,350	3,425.99
VAINIO, GARRET	44,600	142,500	0	187,100	3,199.41
VALENTINE, GERI	31,900	6,500	0	38,400	656.64
VALENTINE, GERI	141,500	254,800	24,250	372,050	6,362.06
VALENTINE, RICHARD S	73,100	0	0	73,100	1,250.01
VALENTINE, RICHARD S	119,600	140,500	24,250	235,850	4,033.04
VALENTINE, ROBERT	9,600	0	0	9,600	164.16
VALENTINE, ROBERT	17,400	0	0	17,400	297.54
VALENTINE, ROBERT	18,800	0	0	18,800	321.48
VALENTINE, ROBERT	21,300	0	0	21,300	364.23
VALENTINE, ROBERT	22,500	0	0	22,500	384.75
VALENTINE, ROBERT	22,500	0	0	22,500	384.75
VALENTINE, ROBERT	27,200	0	0	27,200	465.12
VALENTINE, ROBERT	92,000	61,600	0	153,600	2,626.56
VALENTINE, ROBERT L	39,200	0	0	39,200	670.32
VALENTINE, ROBERT L	45,500	0	0	45,500	778.05
VALLERAND, JOHN W	56,000	198,600	24,250	230,350	3,938.99
VALLERAND, MARGARET	110,100	181,700	24,250	267,550	4,575.11
VALLERAND, MARGARET T	98,600	0	0	98,600	1,686.06
VALLEY CEMETERIES	9,200	0	9,200	0	0.00
VAN LENTEN, MICHAEL W	47,700	81,500	30,070	99,130	1,695.12
VAN-OOSTEN, PETER L &	53,800	351,200	24,250	380,750	6,510.83
VARNEY, CHARLES (86%	216,200	185,300	24,250	377,250	6,450.98
VARNEY, SCOTT	35,700	121,000	24,250	132,450	2,264.90
VARNUM, PATRICIA	43,000	119,500	24,250	138,250	2,364.08
VASILIAUSKAS, MARK	37,000	82,600	28,130	91,470	1,564.14
VEILLEUX, BONNIE B	37,900	86,300	24,250	99,950	1,709.15
VEILLEUX, ERIC T	37,100	147,400	24,250	160,250	2,740.28
VEILLEUX, ERIC T	50,000	305,000	0	355,000	6,070.50
VEILLEUX, PHILIP A	46,500	21,800	0	68,300	1,167.93
VEILLEUX, ROGER R	3,300	0	0	3,300	56.43

VEILLEUX, WALLACE	46,900	182,100	24,250	204,750	3,501.23
VEILLEUX, WALLACE N	46,600	0	0	46,600	796.86
VEINOTT, DONALD A	36,400	40,500	24,250	52,650	900.32
VENSKUS, KATHY	84,300	64,100	0	148,400	2,537.64
VERIZON WIRELESS	0	41,900	0	41,900	716.49
VERIZON WIRELESS	0	41,900	0	41,900	716.49
VERRILL, DALE R	32,900	0	0	32,900	562.59
VILES, LINDA C	55,300	52,100	0	107,400	1,836.54
VINCENT, DORIAN J A	48,600	114,800	24,250	139,150	2,379.47
VIOLET SUNSET LLC	47,100	164,700	0	211,800	3,621.78
VISTA OF MAINE VINEYARD	2,300	0	0	2,300	39.33
VISTA OF MAINE VINEYARD	3,000	0	0	3,000	51.30
VISTA OF MAINE VINEYARD	19,600	0	0	19,600	335.16
VISTA OF MAINE VINEYARD	35,200	0	0	35,200	601.92
VISTA OF MAINE VINEYARD	69,200	0	0	69,200	1,183.32
VISTA OF MAINE VINEYARD	85,900	0	0	85,900	1,468.89
VISTA OF MAINE VINEYARD	79,900	6,700	0	86,600	1,480.86
VISTA OF MAINE VINEYARD	134,500	0	0	134,500	2,299.95
VISTA OF MAINE VINEYARD	48,200	100,900	0	149,100	2,549.61
VISTA OF MAINE VINEYARD	147,200	372,400	0	519,600	8,885.16
VIVIAN, HARRY B	44,900	40,400	24,250	61,050	1,043.96
VOISINE, DONALD A JR	46,800	84,800	24,250	107,350	1,835.69
WALKER, BRENTON D	44,000	20,600	0	64,600	1,104.66
WALL, JAMES A	40,500	0	0	40,500	692.55
WALLACE, JOHN P	50,200	130,500	24,250	156,450	2,675.30
WALLINGFORD, TRACY I	57,400	160,800	24,250	193,950	3,316.55
WALSH, MATTHEW R	39,200	103,400	0	142,600	2,438.46
WALTHER, SUSAN	19,900	14,600	0	34,500	589.95
WALTHER, SUSAN	43,800	42,000	0	85,800	1,467.18
WARD, JULIE	73,100	23,100	0	96,200	1,645.02
WARD, MELANIE D	11,400	0	0	11,400	194.94
WARD, MELANIE D	49,000	0	0	49,000	837.90
WARD, PHILIP S	40,500	60,700	24,250	76,950	1,315.85
WARD, RONALD K	2,700	500	0	3,200	54.72
WARD, RONALD K	10,000	0	0	10,000	171.00
WARD, RONALD K	13,500	17,800	0	31,300	535.23
WARD, RONALD K	41,500	39,900	24,250	57,150	977.27
WARD, ZACHARY T	46,700	121,300	24,250	143,750	2,458.13
WARNER, ANSEL	111,400	199,500	24,250	286,650	4,901.72
WARNER, KRISTIN B	39,900	235,000	24,250	250,650	4,286.12
WARNER, SCOTT & KRISTIN	30,700	0	0	30,700	524.97
WARREN, ERIC M	40,200	95,900	24,250	111,850	1,912.64
WARREN, LOUIS W	42,400	19,400	24,250	37,550	642.11
WARREN, MARK P	46,800	59,900	24,250	82,450	1,409.90
WASHBURN, STEPHEN D	66,400	151,100	24,250	193,250	3,304.58
WEBBER, DAVID	52,200	109,000	24,250	136,950	2,341.85
WEBSTER, CHRISTOPHER R	46,500	7,000	0	53,500	914.85

WEBSTER, DARWIN	103,400	281,100	30,070	354,430	6,060.75
WEBSTER, DARWIN L	34,500	0	0	34,500	589.95
WEBSTER, LARRY C	45,500	139,700	0	185,200	3,166.92
WEBSTER, RALPH L JR	6,300	0	0	6,300	107.73
WEEKS, FLOYSTON A JR	47,200	130,000	24,250	152,950	2,615.45
WEINER-SMITH, JENNIFER	36,900	331,800	0	368,700	6,304.77
WELLS, AIME J	45,000	93,400	24,250	114,150	1,951.97
WELLS, AMY T	118,300	253,700	24,250	347,750	5,946.53
WELLS, JOAN	34,000	31,300	24,250	41,050	701.96
WELLS, MICHAEL J	56,900	92,300	24,250	124,950	2,136.65
WEST SHORE IMPROVEMENT	2,500	0	2,500	0	0.00
WEST SHORE ROAD	1,500	0	0	1,500	25.65
WEST SHORE ROAD,	6,600	0	6,600	0	0.00
WESTON, ANDREW	54,000	165,800	0	219,800	3,758.58
WESTON, JAMES	122,000	178,900	24,250	276,650	4,730.72
WHEELER, JANE H	26,400	1,100	0	27,500	470.25
WHEELER, JANE H	68,800	136,900	0	205,700	3,517.47
WHEELER, PAUL F	46,600	0	0	46,600	796.86
WHEELER, SUSAN	47,100	107,400	24,250	130,250	2,227.28
WHEELER, THOMAS A	44,600	0	0	44,600	762.66
WHITE FAMILY CAMPGROUND	75,400	32,700	0	108,100	1,848.51
WHITE FAMILY CAMPGROUND	75,400	41,800	0	117,200	2,004.12
WHITE, JASON	43,300	159,700	0	203,000	3,471.30
WHITE, JOHN L	46,500	217,600	24,250	239,850	4,101.44
WHITE, SHARON M	47,000	73,200	0	120,200	2,055.42
WHITE, SHELDON	42,500	137,300	30,070	149,730	2,560.38
WHITE, WALTER	36,200	154,100	24,250	166,050	2,839.46
WHITMORE, ALLEN	54,600	31,000	24,250	61,350	1,049.09
WIGHT, WILLOUGHBY T	111,900	108,200	24,250	195,850	3,349.04
WILBER, PHILIP E	57,200	199,900	24,250	232,850	3,981.74
WILBUR, GLENN T	45,000	81,800	0	126,800	2,168.28
WILBUR, PHILIP E	44,600	143,500	0	188,100	3,216.51
WILBUR, RENA	500	0	0	500	8.55
WILBUR, RENA	78,400	120,100	30,070	168,430	2,880.15
WILBUR, SCOTT A	46,500	139,000	24,250	161,250	2,757.38
WILCOX, GREGORY P	39,000	103,300	0	142,300	2,433.33
WILD MOUNTAIN, LLC	55,000	134,700	0	189,700	3,243.87
WILLIAMS, CHAD M	51,500	92,800	24,250	120,050	2,052.86
WILLIAMS, JESSICA	39,700	114,300	0	154,000	2,633.40
WILLS, SHIRLEY	59,200	127,100	24,250	162,050	2,771.06
WILSON, ANDREA T	42,200	116,900	0	159,100	2,720.61
WILSON, SUZANNE	47,400	157,700	24,250	180,850	3,092.54
WINDISCHHOFFER, KARL	49,900	111,400	30,070	131,230	2,244.03
WING, AMANDA M	46,600	61,500	24,250	83,850	1,433.84
WING, DAVID E	65,600	151,100	24,250	192,450	3,290.90
WINSHIP, LARRY E	62,700	36,700	0	99,400	1,699.74
WINSHIP, LARRY E	78,200	40,900	0	119,100	2,036.61

WINSLOW, JOSEPHINE	0	1,400	0	1,400	23.94
WITHAM, FREELAND C	49,200	129,400	30,070	148,530	2,539.86
WITHAM, MARLENE R	86,600	169,600	24,250	231,950	3,966.35
WITHEE, FRANK	26,000	26,800	0	52,800	902.88
WITHEE, FRANK	42,000	64,200	24,250	81,950	1,401.35
WITHERELL, FRANCIS	38,600	80,700	24,250	95,050	1,625.36
WOOD, ALAN	87,500	126,100	24,250	189,350	3,237.89
WOOD, ALAN G	33,400	0	0	33,400	571.14
WOOD, ALAN G	34,000	0	0	34,000	581.40
WOOD, ALAN G	145,100	0	0	145,100	2,481.21
WOOD, ALAN G	61,200	119,700	0	180,900	3,093.39
WOOD, DANIEL	42,200	157,000	0	199,200	3,406.32
WOOD, DANIEL F	45,400	0	0	45,400	776.34
WOOD, IAN A	48,700	180,000	24,250	204,450	3,496.10
WOOD, JOHN & RAYMOND	4,800	0	0	4,800	82.08
WOOD, KIMBERLY	121,000	179,200	0	300,200	5,133.42
WOOD, STEPHEN	190,400	343,200	24,250	509,350	8,709.89
WOODARD, JON L	42,200	94,300	24,250	112,250	1,919.48
WOODARD, LENDALL R	41,500	0	0	41,500	709.65
WOODARD, LENDALL R	49,700	43,800	28,130	65,370	1,117.83
WOODBURY, KEVIN E	48,300	215,600	24,250	239,650	4,098.02
WOODMAN, ALICE J. F.	74,000	15,200	0	89,200	1,525.32
WORCESTER, AMANDA F	39,500	151,700	24,250	166,950	2,854.85
WORCESTER, MICHAEL J	46,900	135,300	24,250	157,950	2,700.95
WRAY, JEAN	47,200	93,400	24,250	116,350	1,989.59
WRIGHT, ADAM A	45,200	123,900	24,250	144,850	2,476.94
WRIGHT, IRENE C	46,800	133,400	24,250	155,950	2,666.75
WRIGHT, JEAN	20,200	0	0	20,200	345.42
WRIGHT, PAUL D	92,900	47,700	0	140,600	2,404.26
YOUNG, JOSEPH	44,400	77,400	0	121,800	2,082.78
YOUNG, RITA M	45,900	8,500	0	54,400	930.24
YOUNG, RITA M	45,200	84,800	24,250	105,750	1,808.33
ZIMIC, LAWRENCE R	5,300	0	0	5,300	90.63
ZIMIC, LAWRENCE R	9,000	0	0	9,000	153.90
ZIMIC, LAWRENCE R	88,800	62,800	0	151,600	2,592.36
ZINNINGER, RYAN A	38,800	134,300	24,250	148,850	2,545.34
ZUPANCIC, CATHY L	60,200	158,500	30,070	188,630	3,225.57
ZUPANCIC, DARLENE S	45,100	159,200	24,250	180,050	3,078.86

Personal Property Collection List - 2021

NAME	ASSESSMENT	EXEMPT	TOTAL	TAX
A & A HARDWARE INC	25,000	0	25,000	427.50
ADT, LLC	9,200	9,100	100	1.71
AFFORDABLE WATER	24,500	0	24,500	418.95
AMERIGAS PROPANE LP	600	0	600	10.26
AMOS DEVELOPMENT CO,	150,000	0	150,000	2,565.00
ARTISTIC MEMORIAL	3,000	0	3,000	51.30
ASPHALT SERVICES	100,000	0	100,000	1,710.00
AT&T MOBILITY LLC	85,000	0	85,000	1,453.50
BARKMAN INC	12,000	0	12,000	205.20
BATES, HAROLD & SANDRA	44,900	8,000	36,900	630.99
BEAUCHESNE'S FLOORING	10,000	0	10,000	171.00
BILL'S AUTO SALES &	38,000	0	38,000	649.80
BILL'S REPAIR SERVICE	1,400	0	1,400	23.94
BLACK TIE CANNABIS	25,400	0	25,400	434.34
BLAIS MAPLE SYRUP	10,000	0	10,000	171.00
BRULE'S AUTO CLINIC	12,000	0	12,000	205.20
BUBIER CONSTRUCTION INC	150,000	0	150,000	2,565.00
BUBIER MEATS	15,000	0	15,000	256.50
BULL RUN STRIPING	9,500	9,000	500	8.55
BUSY LITTLE BEES	5,000	0	5,000	85.50
CENTRAL MAINE POWER	32,000	0	32,000	547.20
CHABOTS CONSTRUCTION	35,000	0	35,000	598.50
COCA-COLA BOTTLING OF	2,600	0	2,600	44.46
CONCRETE CONSTRUCTIVES	12,000	0	12,000	205.20
CSC SERVICEWORKS INC	1,400	0	1,400	23.94
D COADY & SON	34,300	0	34,300	586.53
DAVE CADMAN	7,000	0	7,000	119.70
DEERE CREDIT, INC	106,000	106,000	0	0.00
DELL EQUIPMENT FUNDING	800	800	0	0.00
DIRECTV LLC	11,300	0	11,300	193.23
DISH NETWORK	13,500	0	13,500	230.85
DONOVAN'S AUTO SALES	6,000	0	6,000	102.60
DUNNINGTON'S REPAIR	3,000	0	3,000	51.30
ELAVON INC	1,000	0	1,000	17.10
ELAZAR LETTERPRESS	3,000	0	3,000	51.30
ELITE BODY ESSENTIALS	48,000	0	48,000	820.80
EPIC NUTRITION	5,000	0	5,000	85.50
ERIC REED	2,900	900	2,000	34.20
FAMILY DOLLAR STORES,	68,500	0	68,500	1,171.35
FARRIS CONSTRUCTION CO	66,100	52,500	13,600	232.56
FARRIS EQUIPMENT	45,000	0	45,000	769.50
FIRST DATA MERCHANT	200	0	200	3.42
FLEET TRUCK &	20,000	0	20,000	342.00
FRED'S COFFEE	300	0	300	5.13
FUTURE POOLS AND SPAS	30,000	0	30,000	513.00
GETCHELL BROS.INC	1,500	0	1,500	25.65
GIPOP	183,600	0	183,600	3,139.56
GLENROCK SPRING	25,000	0	25,000	427.50
GOWELL'S SHOP & SAVE	200,000	0	200,000	3,420.00
GRAYHAWK LEASING LLC	7,200	0	7,200	123.12
GREENE VILLAGE PHARMACY	10,000	0	10,000	171.00
HALLMARK MARKETING	1,000	0	1,000	17.10
HANNAGAN'S GARAGE	15,000	0	15,000	256.50
HOBIE'S HOME HEATING	5,000	0	5,000	85.50
HUGHES NETWORK SYSTEMS,	2,400	0	2,400	41.04

HURRICANES PREMIUM SOUP	12,000	0	12,000	205.20
INDEPENDENT POWER	6,300	0	6,300	107.73
JKA MAINE ACADEMY	4,000	0	4,000	68.40
JTH MASONRY	5,000	0	5,000	85.50
K 9 KIDZ	6,700	0	6,700	114.57
KTF FLOORING	8,400	8,400	0	0.00
L & M FIRE WOOD	16,700	0	16,700	285.57
L & R MOTORS	2,300	0	2,300	39.33
LABELLE'S HAIR SALON	1,600	1,100	500	8.55
LEAF CAPITAL FUNDING,	3,500	0	3,500	59.85
LEGUZ PROPERTY SERVICES	50,000	0	50,000	855.00
LINDE	299,600	299,600	0	0.00
LINDY'S AUTO LLC	12,000	0	12,000	205.20
MAC'S CONVENIENCE	267,100	0	267,100	4,567.41
MBK	3,000	0	3,000	51.30
MORGAN'S SERVICE	28,500	0	28,500	487.35
MORISSETTE'S GARAGE	7,500	0	7,500	128.25
MOWER'S MARKET	15,000	0	15,000	256.50
NICK'S SPEED SHOP	15,000	0	15,000	256.50
NOONAN'S WILDLIFE	1,400	1,400	0	0.00
NPRTO NORTH EAST, LLC	6,800	6,800	0	0.00
NuCO2 SUPPLY LLC	800	0	800	13.68
NYE'S WELDING INC	2,900	0	2,900	49.59
PERKINS TRUCK & TRAILER	35,000	0	35,000	598.50
PNC EQUIPMENT FINANCE	66,200	66,200	0	0.00
POULIN & SON WHEEL	5,800	0	5,800	99.18
R & S EXCAVATION	159,200	50,000	109,200	1,867.32
RAY THE ELECTRICIAN	5,000	0	5,000	85.50
RBI PROPERTIES, LLC	26,900	0	26,900	459.99
RESIDENTIAL FIRE	5,000	0	5,000	85.50
RHYME & REASON EARLY	15,000	0	15,000	256.50
RICHARD BELANGER	1,000	0	1,000	17.10
RICHARD BELANGER CONST	1,000	0	1,000	17.10
ROGER'S RELIABLE AUTO	7,800	0	7,800	133.38
SCIENTIFIC GAMES INC	2,900	0	2,900	49.59
SEDGLEY PLACE	40,000	0	40,000	684.00
SHERRY'S KIDS CHILDCARE	4,800	0	4,800	82.08
SPECTRUM NORTHEAST, LLC	976,000	0	976,000	#####
STEEL IT	8,000	0	8,000	136.80
STEPPING STONES EARLY	5,000	0	5,000	85.50
TECHNICAL SALES &	80,100	0	80,100	1,369.71
THANKFUL HEARTS	3,400	0	3,400	58.14
THE MEADOWS	87,300	0	87,300	1,492.83
TERRIAULT PERFORMANCE	5,000	0	5,000	85.50
TRIPLE A COATINGS &	15,000	0	15,000	256.50
UNITED PIPING & WELDING	15,200	3,100	12,100	206.91
US CELLULAR/GREENE USF	71,500	0	71,500	1,222.65
VAL-GREENE FARM	6,500	0	6,500	111.15
VERONICAS CREATIONS	3,000	0	3,000	51.30
VIASAT INC.	800	0	800	13.68
VISTA MAINE VINEYARDS &	10,000	0	10,000	171.00
WANSKER, PAMELA T DO	9,700	0	9,700	165.87
WELLS FARGO FINANCIAL	4,400	4,400	0	0.00
WELLS FARGO VENDER	2,500	2,500	0	0.00
WILBUR'S ANTIQUES	3,000	0	3,000	51.30
WILLIAMS SCOTSMAN INC	1,700	300	1,400	23.94

FY 2023 ANNUAL TOWN MEETING WARRANT

Androscoggin s.s.

State of Maine

To Brent Armstrong, a resident of the Town of Greene, in the county of Androscoggin,

in the name of the State of Maine, you are hereby required to notify and warn the voters of the Town of Greene, in said county, qualified by law to vote in town affairs, to meet at the Greene Town Office, in said Town, on **Tuesday, the 14th day of June, A.D. 2022 at 8:00 o'clock** in the forenoon, then and there to act on **Articles 1 and 2** and to notify and warn said voters to meet at the Greene Central School Gymnasium in said Town, on **Saturday, the 18th day of June, A.D. 2022 at 9:00 o'clock** in the forenoon, then and there to act on **Articles 3 through 58**.

Article 1: To elect a moderator to preside at said meeting.

Article 2: To elect all necessary officers:

1. Two (2) Selectmen, positions includes Assessor and Overseer of Poor (3 years)
2. One (1) MSAD #52 School Board Director (3 years).

The polls for voting on **Articles 1 and 2** will open at 8:00 o'clock in the forenoon and will close at 8:00 o'clock in the evening.

Article 3: To choose one (1) member of the Ella Augusta Thompson Committee (3 years).

Article 4: To choose one (1) member of the Julia Adams Morse Library Committee for 5 years,

Article 5: To choose a Budget Committee for the ensuing year.

Selectmen recommend: **9 Members and Selectmen Chairman (or designee).**

Article 6: To see if the Town will vote to set the date of commitment as **August 8, 2022** for Real Estate and Personal Property Taxes.

Selectmen recommend: **Accept as Read**

Article 7: To see if the Town will set a date and fix a rate of interest to be charged on real estate and personal property taxes unpaid after said date(s).

Selectmen recommend: **5 %** annual interest on one half of real estate and personal property taxes not paid by **November 7, 2022**, and one half taxes not paid by **May 1, 2023**, pursuant to MRSA Title 36, section 505.4.

Article 8: To see if the Town will authorize the Board of Selectmen to enter into a **Lease Agreement with Greene Apple Solar Power LLC** on Town property located at 60 School Street, Tax Map 10, Lot 54-3 as well as an associated **Easement Option Agreement** in a form to be negotiated by the Select Board, which form shall be substantially similar to the Lease Agreement and Easement Option Agreement on file with the office of the Town Clerk, as may be amended on terms the Select Board finds to be in the best interest of the Town of Greene.

Selectmen recommend: **Leave to the voters**

Article 9: To see if the Town will authorize the Selectmen on behalf of the Town to sell and dispose of any real estate acquired from nonpayment of taxes under such terms as they deem advisable; except that the Municipal Officers shall use the special process required by 36 M.R.S. sec. 943-C for qualifying homestead property if they choose to sell it to anyone other than the former owner(s). The Selectmen may sell at a public auction or by sealed bids after advertising for 30 days on Channel 1301, the Town's website and in the newspaper(s) with option for the owner to quick claim deed for payment of all back taxes, interest and costs due prior to the date of advertising.

Selectmen recommend: **Accept as Read**

Article 10: To see if the Town will vote to authorize the Selectmen to dispose of any Town owned personal property with a value of \$ 2,000.00 or less after advertising on Channel 1301 and in locations of public notice posting.

Selectmen recommend: **Accept as Read**

Article 11: To see if the Town will vote to authorize the Selectmen to sell or dispose of any Town owned property of the Public Works Department. All proceeds shall be deposited into the **Capital Reserve Public Works Equipment** account.

Selectmen recommend: **Accept as Read**

Article 12: To see if the Town will authorize the tax collector or treasurer to accept prepayments of taxes not yet committed, pursuant to 36 M.R.S.A. s.s 506 and to pay no interest on such prepayments.

Selectmen recommend: **Accept as Read**

Article 13: To see if the Town will vote to set a 3% rate of interest for overpayment of real estate and personal property taxes.

Selectmen recommend: **Accept as Read**

Article 14: To see if the Town will vote to appropriate from overlay those funds needed to pay tax abatements and applicable interest granted during this fiscal year.

Selectmen recommend: **Accept as Read**

Article 15: To see what sum, if any, the Town will vote to raise and/or appropriate for **Administrative Wages Expense Account** for the ensuing year.

	Approved	Approved	Expended	Selectmen	Budget Com
Dept/Div: 01-05					
Admin Compensation	CY2021	FY 2022	FY 2022	FY 2023	FY 2023
	Jan-Dec	Jan-June	As of 5/5/22		
10-01 Town Manager	70,000.00	35,000.00	29,573.06	73,150.00	73,150.00
10-03 Code Enforcement Officer	43,680.00	21,840.00	15,992.32	48,152.00	48,152.00
10-04 Assists to the Town Manager	137,434.00	68,717.00	41,478.69	137,434.00	137,434.00
10-06 Election Workers	4,005.00	2,003.00	250.00	4,000.00	4,000.00
10-07 Selectmen	12,500.00	6,250.00	850.00	15,000.00	15,000.00
10-12 Custodian	3,500.00	1,750.00	1,140.00		
10-13 Health Officer	300.00	150.00	0	330.00	330.00
10-14 Unemployment Comp	0	0	0	3,000.00	3,000.00
Total Compensation	271,419.00	135,710.00	89,284.07	281,066.00	281,066.00

Selectmen recommend: **\$281,066.00 (5-0)**

Budget Committee recommends: **\$281,066.00 (7-0)**

Article 16: To see what sum of money, if any, the Town will vote to raise and/or appropriate for the **Employee Expense/Benefit Account** for the ensuing year.

	Approved	Approved	Expended	Selectmen	Budget Com
Employee Expense					
	CY2021	FY2022	FY2022		
	Jan-Dec	Jan-June	As of 5/5/22	FY2023	FY2023
11-09 FICA Medicare	61,260.00	30,630.00	17,286.70	35,000.00	35,000.00
11-12 Staff Mileage	600.00	300.00	763.18	1,000.00	1,000.00
11-20 Education	1,200.00	600.00	1,196.95	2,000.00	2,000.00
11-22 Health Ins-Town Share	144,533.00	72,267.00	57,782.57	147,402.00	147,402.00
11-23 Town Manager Mileage	2,000.00	1,000.00	274.47	1,500.00	1,500.00
11-26 Retirement	16,991.00	8,496.00	4,517.67	11,500.00	11,500.00
Total Employee Exp	226,584.00	113,293.00	81,821.54	198,402.00	198,402.00

Selectmen Recommend: **\$198,402.00 (5-0)**

Budget Committee recommends: **\$198,402.00 (7-0)**

Article 17: To see what sum of money, if any, the Town will vote to raise and/or appropriate for the **Administrative Expense Account** for the ensuing year.

	Approved CY2021 Jan-Dec	Approved FY2022 Jan-June	Expended FY2022 As of 5/5/22	Selectmen FY2023	Budget FY2023
Contractual Services					
12-04 Copier	2,000.00	1,000.00	596.19	1,750.00	1,750.00
12-6 Assessing	34,000.00	17,000.00	8,874.99	43,000.00	43,000.00
12-07 Septic	250.00	125.00	0	250.00	250.00
12-10 Software Licenses	18,753.00	9,376.00	20,097.29	24,200.00	24,200.00
12-12 Custodian			1,140.00	6,300.00	6,300.00
12-23 Dues	11,000.00	5,500.00	6,107.00	11,000.00	11,000.00
12-24 Audit Fees	8,000.00	4,000.00	4,625.00	8,000.00	8,000.00
12-25 Town Report	3,550.00	1,775.00	0	4,000.00	4,000.00
12-27 Computer Support/Repair	4,000.00	2,000.00	3,236.50	6,000.00	6,000.00
12-34 Website	2,500.00	1,250.00	0	2,500.00	2,500.00
12-35 Tax Bill Outsourcing	1,900.00	950.00	0	2,100.00	2,100.00
Total Contractual Services	85,953.00	42,976.00	44,676.97	109,100.00	109,100.00
Legal					
27-00 Legal	10,000.00	5,000.00	11,359.53	20,000.00	20,000.00
Total Legal	10,000.00	5,000.00	11,359.53	20,000.00	20,000.00
Utilities					
14-01 Electric	4,300.00	2,150.00	1,749.87	4,300.00	4,300.00
14-02 Heat	2,700.00	1,350.00	2,821.11	4,000.00	4,000.00
14-04 Telephone	5,400.00	2,700.00	2,604.64	6,800.00	6,800.00
Total Utilities	12,400.00	6,200.00	7,175.62	15,100.00	15,100.00
Building Maintenance					
15-03 Town Office	3,000.00	1,500.00	4,412.61	5,000.00	5,000.00
15-05 Old Town Office	200.00	100.00	0	200.00	200.00
Total Building Maintenance	3,200.00	1,600.00	4,412.61	5,200.00	5,200.00
Supplies					
20-01 General	4,700.00	2,350.00	2,429.40	5,500.00	5,500.00
20-02 Postage	4,800.00	2,400.00	2,193.73	6,000.00	6,000.00
20-21 Flags	1,000.00	500.00	0	1,300.00	1,300.00
20-24 Water	525.00	263.00	200.00	525.00	525.00
20-27 Election Supplies	1,000.00	500.00	0	750.00	750.00
Total Supplies	12,025.00	6,013.00	4,823.13	14,075.00	14,075.00

Purchases					
21-01 Computer	1,000.00	500.00	0	2,000.00	2,000.00
21-02 Software	1,000.00	500.00	0	1,000.00	1,000.00
21-04 Office Equipment	1,000.00	500.00	0	1,000.00	1,000.00
Total Purchases	3,000.00	1,500.00	0	4,000.00	4,000.00
Administrative Expenses					
22-01 Advertising	1,250.00	625.00	0	1,000.00	1,000.00
22-04 Registrar of Deeds	3,250.00	1,625.00	1,176.00	3,250.00	3,250.00
22-05 Bank Fees	150.00	75.00	0	150.00	150.00
22-18 Greene Comm. Scholarship	3,000.00	1,500.00	0	3,000.00	3,000.00
22-19 Historical Society	800.00	400.00	198.00	800.00	800.00
22-21 TAN Expense	14,000.00	7,000.00	0	7,000.00	7,000.00
Total Administrative Exp	22,450.00	11,225.00	1,374.00	15,200.00	15,200.00
Insurance					
23-01 Auto, General Liability	28,000.00	14,000.00	11,966.00	28,000.00	28,000.00
23-08 Workers Compensation	24,000.00	12,000.00	5,907.00	37,000.00	37,000.00
Total Insurance	52,000.00	26,000.00	17,873.00	65,000.00	65,000.00
Total General Govt.	201,028.00	100,514.00	90,554.86	247,675.00	247,675.00
Selectmen recommend:	\$247,675.00 (5-0)				
Budget Comm	\$247,675.00 (7-0)				
Recommends :					

Article 18: To see what sum of money, if any, the Town will vote to raise and/or appropriate for the **Emergency Management Expense Account** for the ensuing year.

Selectmen recommend: **\$2,000.00**
 Budget Committee recommends: **\$2,000.00 (7-0)**

Article 19: To see if the Town will authorize the Selectmen on behalf of the Town to sell or dispose of any Greene Volunteer Fire Department miscellaneous equipment. All proceeds shall be deposited into the **Greene Volunteer Fire Department Benevolent Fund**.

Selectmen recommend: **Accept as Read**
 Budget Committee recommends: **Accept as Read**

Article 20: To see what sum of money, if any, the Town will raise and appropriate to the **Fire Truck Capital Reserve Account** for the purchase of a fire truck.

Selectmen recommend: **\$75,000.00 (4-0-1)**
 Budget Committee recommends: **\$75,000.00 (7-0)**

Article 21: To see what sum, if any, the Town will vote to raise and/or appropriate for **Fire Protection Expense Account** for the ensuing year.

	Approved CY2021 Jan-Dec	Approved FY2022 Jan-June	Expended 2022 As of 5/5/22	Selectmen 2023	Budget Com 2023
05-05 Fire Dept					
10-17 Compensation	65,000.00	32,500.00	77.63	75,000.00	75,000.00
Total Compensation	65,000.00	32,500.00	77.63	75,000.00	75,000.00
Employee Expenses					
11-15 Training/Immuniz	4,500.00	2,250.00	2,550.00	4,500.00	4,500.00
Total Employee Exp	4,500.00	2,250.00	2,550.00	4,500.00	4,500.00
Contractual Services					
12-03 Security	400.00	200.00	612.48	600.00	600.00
12-11 Dispatch Services	23,273.00	11,637.00	660.00	25,673.00	25,673.00
12-23 Dues	500.00	250.00	95.00	700.00	700.00
Total Contractual Services	24,173.00	12,087.00	1,367.48	26,973.00	26,973.00
Utilities					
14-01 Electric	4,250.00	2,125.00	2,000.43	7,000.00	7,000.00
14-02 Heat	11,000.00	5,500.00	10,773.14	14,000.00	14,000.00
14-04 Telephone	2,100.00	1,050.00	785.81	2,800.00	2,800.00
Total Utilities	17,350.00	8,675.00	13,559.38	23,800.00	23,800.00
Supplies					
20-01 General	1,500.00	750.00	260.60	2,500.00	2,500.00
20-08 Gas/Fuel	3,000.00	1,500.00	124.30	7,000.00	7,000.00
20-19 Computer	6,000.00	3,000.00	1,535.43	2,000.00	2,000.00
20-28 Supplies Medical	2,500.00	1,250.00	354.50	3,000.00	3,000.00
20-32 Foam	1,500.00	750.00	0	1,500.00	1,500.00
Total Supplies	14,500.00	7,250.00	2,274.83	16,000.00	16,000.00
Maintenance					
24-01 Buildings	15,000.00	7,500.00	7,352.51	18,000.00	18,000.00
24-05 Radios	3,000.00	1,500.00	1,146.58	3,000.00	3,000.00
Total Maintenance	18,000.00	9,000.00	8,499.09	21,000.00	21,000.00

Fire Equipment					
26-01 2005 Tank 1	5,000.00	2,500.00	49.95	6,000.00	6,000.00
26-02 2004 Engine 1	9,000.00	4,500.00	873.99	9,000.00	9,000.00
26-03 2011 Engine 2	6,000.00	3,000.00	2,779.50	9,000.00	9,000.00
26-08 2007 Chev S1	2,000.00	1,000.00	0	2,000.00	2,000.00
26-12 2019 ATV	1,000.00	500.00	0	1,000.00	1,000.00
26-13 2019 Chevy	2,000.00	1,000.00	0	2,000.00	2,000.00
26-16 Other Equip	10,000.00	5,000.00	3,481.49	10,000.00	10,000.00
26-17 Turnout Gear	15,000.00	7,500.00	1,452.00	15,000.00	15,000.00
Total Equip	50,000.00	25,000.00	8,636.93	54,000.00	54,000.00
Maintenance					
TOTAL Fire					
Department	193,523.00	96,762.00	36,965.34	221,273.00	221,273.00

Selectmen recommends: \$221,273.00 (4-0-1)
 Budget Committee recommends: \$221,273.00 (6-0-1)

Article 22: To see if the Town will authorize the Selectmen on behalf of the Town to sell or trade any Greene Volunteer Fire Department vehicles toward replacement vehicles. All proceeds from the sale shall be deposited into the **Fire Truck Capital Reserve Fund**.

Selectmen recommend: **Accept as Read**
 Budget Committee recommends: **Accept as Read**

Article 23: To see what sum of money, if any, the Town will vote to raise and/or appropriate for **Street Lights** for the ensuing year.

Selectmen recommend: **\$7,500.00 (5-0)**
 Budget Committee recommends: **\$7,500.00 (7-0)**

Article 24: To see what sum of money, if any, the Town will vote to raise and/or appropriate for **Planning Board Expense Account** for the ensuing year.

Selectmen recommend: **\$1500.00 (5-0)**
 Budget Committee recommends: **\$1500.00 (6-1)**

Article 25: To see what sum of money, if any, the Town will vote to raise and/or appropriate for **Animal Control Expense Account** for the ensuing year.

	Approved CY2021 Jan-Dec	Approved FY2022 Jan-June	Expenditures FY2022 As of 5/5/22	Selectmen FY2023	Budget Committee FY2023
05-25 Animal Control					
11-12 Mileage	350.00	175.00	0	450.00	450.00
10-08 Wages	6,515.00	3,257.00	2,211.30	6,400.00	6,400.00
12-18 SPCA	6,100.00	3,050.00	2,001.00	6,200.00	6,200.00
Total Animal Control	12,965.00	6,482.00	4,212.30	13,050.00	13,050.00

Selectmen recommend: **\$13,050.00 (5-0)**
 Budget Committee recommends: **\$13,050.00 (7-0)**

Article 26: To see what sum of money, if any, the Town will vote to raise and/or appropriate for the **Main Street Bridge Capital Reserve Account**.

Selectmen recommend: **\$150,000.00 (5-0)**
 Budget Committee recommend: **\$150,000.00 (7-0)**

Article 27: To see what sum of money, if any, the Town will vote to raise and/or appropriate for **Public Works Road Maintenance Expense Account** for the ensuing year.

	Approved CY2021 Jan-Dec	Approved FY2022 Jan-June	Expended FY2022 As of 5/5/22	Selectmen FY2023	Budget Co FY2023
06-10 Public Works Compensation					
10-02 Public Works Foreman	47,840.00	23,920.00	27,733.20	51,480.00	51,480.00
10-05 Public Works Full time	183,040.00	91,520.00	64,838.69	232,648.00	232,648.00
10-09 PW PT Seasonal	12,480.00	6,240.00	287.00	12,480.00	12,480.00
10-07 Overtime	28,229.00	14,115.00	17,551.51	34,630.00	34,630.00
Total Compensation	271,589.00	135,795.00	110,410.40	331,238.00	331,238.00
Employee Expense					
11-05 Uniforms	6,200.00	3,100.00	2,753.28	9,300.00	9,300.00
11-12 Mileage	100.00	50.00	54.65	120.00	120.00
11-13 Testing	250.00	125.00	25.00	550.00	550.00
11-15 Training	0.00	0.00	0.00	1,000.00	1,000.00
Total Employee Exp	6,550.00	3,275.00	2,832.93	10,970.00	10,970.00
Contractual Services					
12-15 Rental	5,725.00	2,863.00	4,180.00	15,000.00	15,000.00
Total Contractual Serv	5,725.00	2,863.00	4,180.00	15,000.00	15,000.00
Utilities					
14-01 Electric	3,500.00	1,750.00	3,532.16	5,510.00	5,510.00
14-02 Heat	7,000.00	3,500.00	16,446.01	20,000.00	20,000.00
14-04 Telephone	3,500.00	1,750.00	1,475.31	4,400.00	4,400.00
Total Utilities	14,000.00	7,000.00	21,453.48	29,910.00	29,910.00

Building Maintenance

15-01 Garage	3,700.00	1,850.00	3,885.96	5,000.00	5,000.00
15-06 Salt Shed	500.00	250.00	125.00	0	0
Total Building Maintenance	4,200.00	2,100.00	4,010.96	5,000.00	5,000.00

Supplies

20-01 General	5,500.00	2,750.00	3,800.40	15,000.00	15,000.00
20-06 Cold Patch	4,000.00	2,000.00	1,570.80	5,000.00	5,000.00
20-07 Culverts	9,000.00	4,500.00	9,768.00	21,000.00	21,000.00
20-08 Fuel	40,000.00	20,000.00	23,924.37	50,000.00	50,000.00
20-09 Gravel	50,000.00	25,000.00	88.68	50,000.00	50,000.00
20-13 Signs	2,500.00	1,250.00	969.13	4,500.00	4,500.00
20-14 Plow Supplies	13,000.00	6,500.00	8,981.85	15,000.00	15,000.00
20-18 Welding	1,600.00	800.00	522.73	1,600.00	1,600.00
Total Supplies	125,600.00	62,800.00	49,625.96	162,100.00	162,100.00

Purchases

21-05 Public Works Equipment	15,000.00	21,650.00	0	12,800.00	12,800.00
Total Purchases	15,000.00	21,650.00	0	12,800.00	12,800.00

**Equipment
Maintenance**

25-01 2011 International Truck	10,500.00	5,250.00	9,312.23	25,000.00	25,000.00
25-02 2020 Freightliner	3,500.00	1,750.00	1,218.55	5,000.00	5,000.00
25-04 2006 International Truck	6,000.00	3,000.00	1,383.47	30,000.00	30,000.00
25-05 2006 & 2007 Loaders	3,000.00	1,500.00	2,273.34	50,000.00	50,000.00
25-07 2005 Grader	3,000.00	1,500.00	905.56	16,000.00	16,000.00
25-09 Other Equip	2,000.00	1,000.00	1,201.94	5,000.00	5,000.00
25-10 Mower	800.00	400.00	142.49	500.00	500.00
25-11 2016 Tractor	500.00	250.00	287.73	1,000.00	1,000.00
25-12 Excavator	1,000.00	500.00	80.70	15,000.00	15,000.00
25-13 2015 Ford F550	4,000.00	2,000.00	1,396.68	7,500.00	7,500.00
25-15 2019 Freightliner	3,000.00	1,500.00	3,105.30	4,000.00	4,000.00
25-16 2015 Freightliner	4,000.00	2,000.00	5,853.66	9,500.00	9,500.00
25-17 2011 GMC Sierra	4,000.00	1,000.00	3,739.20	4,000.00	4,000.00
25-18 2015 Gold Freightliner	2,000.00	1,000.00	1,462.84	5,000.00	5,000.00
25-19 2006 International Green	0.00	0.00	4,381.93	5,000.00	5,000.00
Total Equip Maint	47,300.00	26,650.00	36,745.62	182,500.00	182,500.00

Total Public Works: **489,964.00 258,133.00 229,259.35 749,518.00 749,518.00**

Selectmen recommend: \$ 749,518.00 (4-0-1)

Budget Committee recommends: \$ 749,518.00 (6-1)

Article 28: To see what sum of money the Town will vote to raise and/or appropriate for **Public Works - Summer Roads**.

Contract Services

	Approved CY2021 Jan-Dec	Approved FY2022 Jan-June	Expended FY2022 As of 5/5/22	Selectmen 2023	Budget Com 2023
12-08 Paving	422,505.00	75,000.00	0	200,000.00	250,000.00
12-09 Tree Removal	10,000.00	5,000.00	0	20,000.00	20,000.00
12-13 Beaver Removal	1,500.00	750.00	0	1,500.00	1,500.00
12-19 Mowing	3,600.00	1,800.00	0	5,000.00	5,000.00
Total Summer Roads	437,605.00	82,550.00	0	226,500.00	276,500.00

Selectmen recommend: \$226,500.00 (5-0)

Budget Committee recommend: \$276,500.00 (7-0)

Article 29: To see what sum of money the Town will vote to raise and/or appropriate for **Public Works – Winter Roads**.

	Approved CY2021 Jan-Dec	Approved FY2022 Jan-June	Expended FY2022 As of 5/5/22	Selectmen 2023	Budget Com 2023
20-11 Sand	11,000.00	5,500.00	6,391.80	11,000.00	11,000.00
20-12 Salt	68,500.00	34,250.00	18,884.67	68,500.00	68,500.00
Total Winter Roads	79,500.00	39,750.00	25,276.47	79,500.00	79,500.00

Selectmen recommend: \$79,500.00 (5-0)

Budget Committee recommend: \$79,500.00 (7-0)

Article 30: To see what sum of money the Town will vote to raise and/or appropriate for **Public Works-Dirt Roads** for the ensuing year.

Selectmen recommend: \$76,000.00 (5-0)

Budget Committee recommend: \$76,000.00 (7-0)

Article 31: To see what sum of money the Town will vote to raise and/or appropriate for **Capital Reserve Public Works Equipment**.

Selectmen recommend: \$75,000.00

Budget Committee recommend: \$75,000.00

Article 32: To see what sum of money the Town will vote to raise and/or appropriate for **County Tax Expense Account** for the ensuing year.

Selectmen recommend: \$ 510,318.00 (5-0)

Budget Committee recommends: \$ 510,318.00 (7-0)

Article 33: To see what sum of money, if any, the Town will vote to raise and/or appropriate for **Appeals Board Expense Account** for the ensuing year.

Selectmen recommend: \$200.00 (5-0)

Budget Committee recommends: \$200.00 (7-0)

Article 34: To see what sum of money, if any, the Town will vote to raise and/or appropriate for the **General Assistance Expense Account** for the ensuing year.

Selectmen recommend: \$4,900.00 (5-0)
Budget Committee recommends: \$4,900.00 (7-0)

Article 35: To see what sum of money, if any, the Town will vote to raise and/or appropriate for the **Conservation Commission Expense Account** for the ensuing year.

Selectmen recommend: \$1,600.00 (5-0)
Budget Committee recommends: \$1,600.00 (7-0)

Article 36: To see if the Town will vote to raise and appropriate for the **Parks and Recreation** for the ensuing year.

15-002 Parks and Recreation Maintenance Parks/Fields	Approved FY2022 Jan-June	Expended FY2022 As of 5/5/22	Selectmen FY2023	Budget FY2023
24-07 Murch Field	350.00	125.00	700.00	700.00
24-10 Mission Field	350.00	125.00	700.00	700.00
24-11 Pavillion	50.00	0.00	100.00	100.00
24-16 Recreation Park	3,600.00	239.78	7,200.00	7,200.00
24-01 Bldg Maintenance	750.00	232.88	750.00	750.00
15-09 Parks/Rec Maint	375.00	0	375.00	375.00
24-20 Supplies	50.00	0	100.00	100.00
Total Parks and Recreation	5,525.00	722.66	9,925.00	9,925.00

Selectmen recommend: \$9,925.00 (5-0)
Budget Committee recommends: \$9,925.00 (7-0)

Article 37: To see what sum of money, if any, the Town will vote to raise and/or appropriate to the **Sabattus Lake Dam Commission Expense Account**.

Selectmen recommend: \$3,000.00
Budget Committee recommends: \$3,000.00
Note: This will be disbursed if Wales and Sabattus vote to pay their share

Article 38: To see what sum of money, if any the Town will vote to raise and/or appropriate for the **Greene Village Celebration**.

Selectmen recommend: \$2,000.00 (5-0)
Budget Committee recommend: \$2,000.00 (7-0)

Article 39: To see if the Town will vote to appropriate dollars out of the money received from the registration of snowmobiles to the Greene Dragons Snowmobile Club for the purpose of maintaining their snowmobile trails, which are open to the public at all times, and to authorize the Municipal Officers to enter into an agreement with the Club, under conditions that Municipal Officers may deem advisable, for the purpose, to whatever type of vehicle the landowner will allow on their property.

Selectmen recommend: **Accept as Read**

Article 40: To see what sum of money, if any, the Town will vote to raise and/or appropriate for the **Cemetery Care Expense Account** for the ensuing year.

Selectmen recommend: **\$6,200.00 (5-0)**
 Budget Committee recommends: **\$6,200.00 (7-0)**

Article 41: To see what sum of money, if any the Town will vote to raise and/or appropriate for the **Capital Reserve Transfer Station Equipment**.

Selectmen recommend: **\$20,000.00 (5-0)**
 Budget Committee recommends: **\$20,000.00 (7-0)**

Article 42: To see what sum of money, if any, the Town will vote to raise and/or appropriate for the **Transfer Station Operational Expense Account** for the ensuing year.

07-02 Transfer Station

	Approved CY2021 Jan-Dec	Approved FY2022 Jan-June	Expended FY2022 As of 5/5/22	Selectmen FY2023	Budget Com FY2023
10-08 Wages	58,383.00	29,192.00	20,784.47	58,100.00	58,100.00
Total Compensation	58,383.00	29,192.00	20,784.47	58,100.00	58,100.00

Contractual Services

12-12 Construction	100.00	50.00	0.00	100.00	100.00
12-15 Rental	2,400.00	1,200.00	1,280.00	2,800.00	2,800.00
12-20 Hauling Fees	32,000.00	16,000.00	7,078.06	32,000.00	32,000.00
12-21 Tipping Fees	160,000.00	80,000.00	29,179.75	150,000.00	150,000.00
12-22 Landfill Closure	600.00	300.00	329.00	600.00	600.00
12-31 Tire Removal	2,500.00	1,250.00	0	1,200.00	1,200.00
12-32 Chipping	0.00	0.00	0	0	0
Total Contractual Services	197,600.00	98,800.00	37,866.81	186,700.00	186,700.00

Utilities

14-01 Electric	2,000.00	1,000.00	1,451.92	4,000.00	4,000.00
14-04 Telephone	500.00	250.00	167.53	650.00	650.00
Total Utilities	2,500.00	1,250.00	1,619.45	4,650.00	4,650.00

Supplies

20-01 General	1,500.00	750.00	308.27	3,200.00	3,200.00
20-03 Miscellaneous	200.00	100.00	15.00	500.00	500.00
Total Supplies	1,700.00	850.00	323.27	3,700.00	3,700.00

Maintenance					
24-01 Buildings/Grounds	400.00	200.00	4,491.00	500.00	500.00
24-02 Equipment	4,000.00	2,000.00	722.32	6,000.00	6,000.00
Total Maintenance	4,400.00	2,200.00	5,213.32	6,500.00	6,500.00

Total Transfer Station	264,583.00	132,292.00	65,807.32	259,650.00	259,650.00
-------------------------------	-------------------	-------------------	------------------	-------------------	-------------------

Selectmen recommend: \$259,650.00 (5-0)
 Budget Committee recommends: \$ 259,650.00 (7-0)

Article 43: To see what sum of money the Town will vote to raise and/or appropriate for **Debt Service** for the ensuing year.

Selectmen recommend: \$498,040.00 (5-0)
 Budget Committee recommends: \$498,040.00 (7-0)

Article 44: To see what sum of money, if any, the Town will vote to raise and/or appropriate for **Charitable Expense Account** for the ensuing year.

12-002 Charities	Approved CY2021 Jan-Dec	Approved FY2022 Jan-June	Expended FY2022 As of 5/5/22	Selectmen FY2023	Budget Com FY2023
Safe Voices	250.00	125.00	0	250.00	250.00
Community Concepts	300.00	150.00	0	300.00	300.00
Rural Comm. Action Min	6,000.00	3,000.00	0	6,000.00	6,000.00
Sexual Assault Center	250.00	150.00	0	250.00	250.00
American Red Cross	250.00	250.00	0	250.00	250.00
Seniors Plus	250.00	250.00	0	250.00	250.00
Androscoggin Head Start	100.00	50.00	0	0	0
Androscoggin Home Health	0	0	0	0	5,000.00
Total Charities	7,400.00	3,975.00	0.00	7,300.00	12,300.00

Selectmen recommend: **Leave to Town Meeting (5-0)**
 Budget Committee recommends: **Leave to Town Meeting (7-0)**

Article 45: To see what sum of money, if any, the Town will vote to raise and/or appropriate for the **Operations of the Julia Adams Morse Library** for the ensuing year.

Selectmen recommends: \$69,446.00 (5-0)
 Budget Committee recommends: \$69,446.00 (6-1)

Article 46: To see what sum, if any, the Town will vote to raise and/or appropriate for the **Capital Reserve Account**.

Selectmen recommend: \$50,000.00 (5-0)
 Budget Committee recommends: \$ 50,000.00 (7-0)

Article 47: To see if the Town of Greene will vote to authorize the Municipal Officers to expend up to \$15,000 from Surplus for the purpose of replacing malfunctioning waste water disposal systems pursuant to 30-A MRSA 83428 and Dangerous. Buildings pursuant to Title 17 s.s 285 1, but only after the Selectmen have exhausted all other avenues of funding. Any funds expended from Surplus Funds should be recovered by a special tax against any real estate as provided in 30-A MRSA s.s 3428 (4) (B) and Title 17 s.s 2853. Any such tax will be liened against real estate and interest will be charged at the annual rate, 60 days after commitment of said tax. A strict accounting will be maintained at the Town Office

Selectmen & Budget Committee recommend: **Accept as Read**

Article 48: To see if the Town will vote to transfer **Overlay and Excise Tax Balances** after year end to **Surplus**.

Selectmen & Budget Committee recommend: **Accept as Read**

Article 49: To see if the Town will vote to lapse all balances into undesignated Fund Balance except those which must be carried forward by statute and the balances of the following accounts: Town Roads, Fire Department Truck Reserve, Capital Improvements, Public Works Equipment Reserve, Transfer Station Reserve, Main Street Bridge and all other designated reserves accounts that will not lapse and to allow the Select Board to expend from them in future years for their designated purposes.

Selectmen recommend: **Lapse to Surplus**
Budget Committee recommends: **Lapse to Surplus**

Article 50: To see if the Town will vote to allow the Selectmen to use the **Capital Reserve Accounts** to meet the town's financial obligations should it become necessary in anticipation of taxes and to return the funds once the taxes are collected.

Selectmen & Budget Committee recommend: **Accept as Read**

Article 51: To see if the Town will authorize the Board of Selectmen to enter into an **Inter-local Agreement** with the Towns of Leeds, Turner and Wales for providing local access television (WGLT TV 1301) to these communities.

Selectmen recommend: **Accept as Read**

Article 52: To see if the Town will vote to authorize the Board of Selectmen to borrow funds in anticipation of taxes and to pay the interest and legal fees associated with such borrowing.

Selectmen & Budget Committee recommend: **Accept as Read**

Article 53: To see what sum of money, if any, the town will vote to raise and appropriate for a **Parks and Recreation Capital reserve Account**.

Selectmen and Budget Committee recommend: **\$5,000.00 (8-0)**

Article 54: To see if the Town will vote to accept funds and expend any other revenue from State, Federal, local and private sources for the support of the Town during the ensuing fiscal year.

Selectmen recommend: **Accept as Read**

Article 55: To see if the Town will authorize the Cable TV Committee, under the direction of the Board of Selectmen, to expend from the Cable TV Reserve Account an amount not to exceed **\$36,000.00**.

Selectmen recommend: **Accept as Read**

Article 56: To see if the Town will vote to appropriate and authorize the Select Board to expend funds from the following General Fund revenue sources to be applied toward the 2023 Fiscal Year budget thereby decreasing the amount to be raised from property taxes

REVENUES	
Auto Excise Tax	\$900,000.00
Boat Excise Tax	\$6,200.00
Agent Fees	\$25,800.00
Licenses/Certificates	\$2,220.00
Transfer Station	\$23,200.00
Interest on Taxes	\$18,000.00
Lien Costs	\$6,700.00
Other non-property	\$12,070.00
Insurance Reimbursement	\$2,000.00
Revenue Sharing	\$650,000.00
Homestead Reimbursement	\$230,000.00
Veteran Reimbursement	\$3,000.00
Tree Growth Reimbursement	\$5,250.00
Bete Reimbursement	\$2,500.00
Local Roads Assistance	\$69,000.00
Total	1,955,940.00

Selectmen recommend: **\$1,955,940.00 (5-0)**

Budget Committee recommends: **\$1,955,940.00 (7-0)**

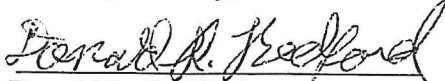
Article 58: Shall the Town of Greene amend the Ordinance entitled, **Greene Land Use Ordinance** to clarify, expand upon and define the ordinance? (amendments are attached to this warrant).

Selectmen recommend: **Leave to Town Meeting Vote**

Note: The Selectmen hereby give notice that the Registrar of Voters will hold office hours at the Greene Town Office on Tuesday, June 14, 2022 for the purpose of correcting the list of voters, from 8:00 o'clock in the morning until the polls close, and at the Greene Central School, the place of the meeting on Saturday June 18, 2022 from 8:30 o'clock in the morning until the closing of said meeting. ALL VOTERS WILL BE REQUIRED TO REGISTER AT THE DOOR OF TOWN MEETING.

Given under our hands this 9th day of May, 2022


Anthony R. Reny, Chairman


Donald R. Bedford


John A. Soucy


Glenn E. Chateauvert


Kevin S. Mower

Greene Board of Selectmen

A true copy of the Warrant, Attest: _____
Brent Armstrong, Resident

Return on the Warrant

Greene, Maine

May ____, 2022

Pursuant to the within warrant to me directed, I have notified and warned the inhabitants of said town, qualified as herein expressed, to meet at said time and place, and for the purposes therein named, by posting an attested copy of said warrant at Greene Municipal Office, A&A Hardware, Mower's Market and Gowell's Shop & Save, in said town, being public and conspicuous places in said town, on the ____ day of May, A.D., 2022, being at least seven days before the meeting.

Brent Armstrong, Resident Town of Greene
State of Maine Androscoggin, s.s

Then personally appeared before me the above named Brent Armstrong, known to me and sworn that the representations set forth in the above Return of the Warrant are true of his own knowledge: and acknowledged the signature thereon to be his, and that he executed the Return of his own free will [and who signed the above return in my presence].

Date:
Carol Buzzell, Notary Public
My Commission expires 10/07/2027

Amendments to LUO

1-101.4.B Typographical correction

Section 3-101.2.F Table of Land Uses, Column 2 (Forest management activities except ~~for timber~~ for timber harvesting) and Column 3 (Timber harvesting);

2-101.1 Typographical correction

It is the intent of this Chapter to promote land use conformities, except that nonconforming conditions that existed before the effective date of this Ordinance shall be allowed to continue subject to the requirements ~~of this~~ of this Chapter.

2-101.3.C.(i) Clarification of ambiguous ordinance

"(i) For structures located less than 75 feet from the normal high-water line of a water body, tributary stream, or upland edge of a wetland, the maximum combined total footprint for all structures may not be expanded to a size greater than 1,000 square feet. The maximum height of any structure may not be made greater than 20 feet or the height of the existing structure, whichever is greater."

"(i) For structures located less than 75 feet from the normal high-water line of a water body, tributary stream, or upland edge of a wetland, the maximum combined total footprint for all structures may not be expanded to a size greater than 1,000 square feet. The maximum height of any structure may not be made greater than 20 feet or the height of the existing structure, whichever is greater, at the upland edge of the structure."

2-101.3.C.(ii) Clarification of ambiguous ordinance

"(ii) For structures located less than 100 feet from the normal high-water line of a great pond classified as GPA or a river flowing to a great pond classified as GPA, the maximum combined total footprint for all structures may not be expanded to a size greater than 1,500 square feet. The maximum height of any structure may not be made greater than 25 feet or the height of the existing structure, whichever is greater. Any portion of those structures located less than 75 feet from the normal high-water line of a water body, tributary stream, or upland edge of a wetland must meet the footprint and height limits in Section 2-101.3.A(b)(i) and Section 2-101.3.A(c)(i)."

"(ii) For structures located less than 100 feet from the normal high-water line of a great pond classified as GPA or a river flowing to a great pond classified as GPA, from any portion of the structure, the maximum combined total footprint for all structures may not be expanded to a size greater than 1,500 square feet. The maximum height of any structure may not be made greater than 25 feet or the height of the existing structure, whichever is greater. If any portion of a structure is located less than 75 feet from the normal high-water line of a water body, tributary stream, or upland edge of a wetland the entire structure must meet the footprint and height limits in Section 2-101.3.A(b)(i) and Section 2-101.3.A(c)(i)."

2-101.3.B Correction to citation.

"Whenever a new, enlarged, or replacement foundation is constructed under a non-conforming structure, the structure and new foundation must be placed such that the setback requirement is met to the greatest practical extent as determined by the Planning Board or its designee, basing its decision on the criteria specified in Section ~~2-101.3.D~~ 2-101.3.C, Relocation, below."

2-101.4.A.1 Typographical correction

1. The expansion of a nonconforming use will be in accordance with any ~~applicable Performance~~ applicable Performance Standards set forth in Chapters 3 and 6.

3-101.2.A Typographical correction

The areas to which these Standards are applicable are hereby divided into the following districts as shown on the Official Land Management District Map which is made a part of ~~this Ordinance~~ this Ordinance:

3-101.3 Typographical correction

Back lots may be developed for principal structures including lots in a subdivision if they are or can be provided with a right-of way that connects with a public street or a privately-owned street which privately- owned street meets the standards contained m in Chapter 5, Street Construction Standards, of this Ordinance and which complies with the following provisions:

3-101.21.D.6 Typographical correction

In order to prevent road and driveway surface drainage from directly entering water bodies, tributary streams or wetlands, roads and driveways shall be designed, constructed, and maintained to empty onto an unscarified buffer strip, at least (50) feet plus two times the average slope, in width between the outflow point of the ditch or culvert and the normal high-water line of a water body, tributary stream, or upland edge of a wetland. Surface drainage which is directed to an unscarified buffer strip shall ~~be~~ be diffused or spread out to promote infiltration of the runoff and to minimize channelized flow of the drainage through the buffer strip.

3-101.21.G Remove and Repeal - Timber Harvesting - DEP Requirement

3-101.21.H.2.c Remove citation to repealed section.

- a. "In order to protect water quality and wildlife habitat, existing vegetation under three (3) feet in height and other ground cover, including leaf litter ~~and the forest duff layer~~, shall not be cut, covered, or removed, except to provide for a footpath or other permitted uses as described in Section ~~3-101.21.G~~ paragraphs (2) and (2)(a) above."

3-101.21.T.2 Typographical correction

2. Campsite placement on any lot, including the area intended for a recreational vehicle or tent platform, shall be set back one hundred (100) feet, horizontal distance from the normal high-water line of a great ~~and~~ pond, and seventy-five (75) feet, horizontal distance from the normal high-water line or other water bodies, tributary streams, or the upland edge of a wetland.

4-201.1 Add subsection to enhance enforcement capabilities.

E. **"Alternative Citation Procedure**

1. Citation. Following the Notice of Violation procedure in 4-201.1.B, if corrective action has not occurred, the Code Enforcement Officer may, at his/her discretion, issue a citation to the violator.
2. Content. The citation shall be in writing, describe the nature of the violation(s) including the ordinance sections violated, the date by which the violations were to have been corrected, that a civil penalty has been imposed for the violation, the date by which the penalty must be paid and to whom, and the consequences of failure to pay within the period stated. Corrective action to be taken and the time period for such corrective action must occur. The citation shall also advise the violator of the right to request an extension of time to correct the violation. The citation shall state that additional civil penalties may be imposed and that further citations may issue if the violation has not been corrected within the time specified.
3. Service of Citation. Citations may be delivered in hand to the violator or left with a person of suitable age and discretion residing in the same household. If the violator is a corporation, the citation may be served upon any authorized official, or, if none is available, upon any employee of the corporation. Citations may be served by certified mail return receipt requested. If the return receipt is not signed, the citation shall be presumed to have been served, if also sent by ordinary mail which has not been returned by the post office as undeliverable.
4. Penalties. The penalties for violations shall be as follows:
1st citation - \$50.00
2nd citation - \$100.00
3rd citation - \$250.00
4th citation - \$500.00

Fines shall be cumulative.
5. Extension of time to correct. In any case in which the violator asserts there is good cause for extending the time period the violation can be corrected, the violator may request such an extension from the Code Enforcement Office in writing setting forth the reason for the request. The request shall not suspend the running of the time limit specified. The Code Enforcement Office shall reply to the request within 2 days of receipt. The decision of the Code Enforcement Office shall be final.
6. Appeals. Appeals to the violation may be taken to review with the Town of Greene Board of Appeals in accordance with the procedure set forth in 8-101.3"

5-201.1.K.1 Typographical correction

1. Sidewalks may be located adjacent to the curb or shoulder, but it is recommended that sidewalks be a minimum of ~~2472~~ 2 1/2 feet from the curb facing or edge of shoulder if the street is not curbed.

7-201.1 Typographical correction

To avoid unnecessary delays in processing applications the Planning Board shall pre re prepare an agenda for each regularly scheduled meeting. Applicants shall request to be placed on the Planning Board's agenda ...

7-401.1.A Typographical correction

- A. The Preliminary Plan should approximate the layout shown on the Sketch Plan and recommendations made ~~l:ly~~ by the Planning Board. The Planning Board shall provide the subdivider with a dated receipt of a Preliminary Plan application at the Planning Board meeting where the Preliminary Plan application is first presented and heard by the Planning Board.

7-401.1.B Typographical correction

- A. All applications for preliminary ~~Qian~~ approval for a Major Subdivision shall be accompanied by an application fee as required in Chapter 10. The Planning Board may require the owner or his authorized agent to deposit in escrow with the town an amount of money sufficient to cover the costs for any professional review of the subdivision which the Planning Board may feel is reasonably necessary to Protect the general welfare of the town. This escrow payment shall be made before the Planning Board engages any outside party to undertake this review and to make recommendations to the--Planning Board. Any part of the escrow payment in excess of the final costs for the review shall be returned to the owner or his agent by certified mail within thirty (30) days of final plan approval.

7-401.1.D Typographical correction

"... Should the ~~mee1ing~~ meeting of the first consideration.."

7-401.1.F Typographical correction

"... first publication ~~to~~ to be at least..."

7-501.2.A Clarification

"Three (3) copies of all information accompanying the plan shall be submitted. In addition, one copy of the plans, which may be reduced to a size of 8.5-by-11 inches, and all accompanying information shall be ~~mailed~~ provided to each Planning Board member through the code enforcement office."

2023 FY Town Meeting Appropriations

Account Name	2021 Budget	2021 Actual	2022 Budget	2023 Selectmen	2023 Budget Com	Selectmen %	Budget Com %
General Govt	\$ 699,031.00	\$ 585,701.43	\$ 349,517.00	\$ 727,143.00	\$ 727,143.00		
Planning Board	\$ 1,000.00	\$ 1,103.54	\$ 500.00	\$ 1,500.00	\$ 1,500.00		
Appeals Board	\$ 200.00	\$ -	\$ 100.00	\$ 200.00	\$ 200.00		
Public Safety	\$ 216,063.00	\$ 165,316.26	\$ 108,032.00	\$ 243,823.00	\$ 243,823.00		
Public Works	\$ 1,003,069.00	\$ 735,587.02	\$ 357,783.00	\$ 1,131,518.00	\$ 1,181,518.00		
Transfer Station	\$ 264,583.00	\$ 210,148.27	\$ 132,292.00	\$ 259,650.00	\$ 259,650.00		
Cemetery	\$ 3,500.00	\$ 3,500.00	\$ 1,750.00	\$ 6,200.00	\$ 6,200.00		
General Assistance	\$ 4,400.00	\$ 586.00	\$ 2,200.00	\$ 4,900.00	\$ 4,900.00		
Charities	\$ 7,400.00	\$ 7,300.00	\$ 3,700.00	\$ 7,300.00	\$ 12,300.00		
Conservation Commission	\$ 1,500.00	\$ 1,305.34	\$ 750.00	\$ 1,600.00	\$ 1,600.00		
Parks & Recreation	\$ 9,550.00	\$ 3,440.60	\$ 4,775.00	\$ 9,925.00	\$ 9,925.00		
Library	\$ 3,700.00	\$ 8,715.72	\$ 33,014.00	\$ 69,446.00	\$ 69,446.00		
WGLT Cable	\$ -	\$ 77.46	\$ -	\$ -			
Debt Service	\$ 530,505.00	\$ 530,804.54	\$ 265,254.00	\$ 498,040.00	\$ 498,040.00		
Capital Improvements	\$ 295,000.00	\$ 294,710.00	\$ 147,500.00	\$ 370,000.00	\$ 370,000.00		
Intergovernmental	\$ 4,800,760.73	\$ 4,767,804.04	\$ 2,374,208.00	\$ 102,000.00	\$ 102,000.00		
Village Celebration	\$ -	\$ -	\$ -	\$ 2,000.00	\$ 2,000.00		
TOTAL Municipal Appropriations	\$ 7,840,261.73	\$ 7,316,100.22	\$ 3,781,375.00	\$ 3,435,245.00	\$ 3,490,245.00	4.9%	5.61%
County Tax							
MSAD #52 School				\$ 510,318.00	\$ 510,318.00		
TOTAL Assessment				\$ 4,279,241.00	\$ 4,279,241.00		
Reduce Total Commitment				\$ 8,224,804.00	\$ 8,279,804.00		
				\$ 1,955,940.00	\$ 1,955,940.00		

DATES TO REMEMBER 2022

Holidays Town Office Closed

January 1	New Year's Day
January 17	Martin Luther King Day
February 21	President's Day
April 18	Patriot's Day
May 30	Memorial Day
July 4	Fourth of July
September 5	Labor Day
October 10	Indigenous People's Day
November 11	Veteran's Day
November 24	Thanksgiving Day
November 25	Day after Thanksgiving
December 26	Christmas Day

MSAD/RSU 52 School Board Meetings

January 6, 2022 Meeting 6:30 PM
January 20, 2022 Meeting 6:30 PM
February 3, 2022 Meeting 6:30 PM
*February 17, 2022 Meeting 6:00 PM
*March 3, 2022 Meeting 6:00 PM
*March 10, 2022 Meeting 6:00 PM
*March 24, 2022 Meeting 6:00 PM
*March 31, 2022 Meeting 6:00 PM
*April 7, 2022 Meeting 6:00 PM
*April 14, 2022 Special Meeting for Budget 6:00 PM
May 5, 2022 District Budget Vote & Meeting 6:00 PM
May 19, 2022 Budget Validation Referendum &
Eighteenth Regular Meeting 6:30 PM TBD
June 2, 2022 Nineteenth Regular Meeting/ 6:30 PM TBD
Annual Organization
June 16, 2022 Twentieth Regular Meeting 6:30 PM TBD

**Budget Workshop -- Limited Agenda*

For more information, visit www.msad52.org

Due Dates 2021

January 1	Dog Licenses Due
February 1	Late Fees begin on dog licenses (\$25.00 per dog)
April 1	Taxpayers <u>must</u> bring into the Assessor a list of Personal and Real Estate Property.
April 1	Tractors <u>must</u> be excised or paid by Town Tax Rate.
** June 22	Taxes Committed to Tax Collector
** September 14	Last Day to pay taxes before interest begins
** September 15	5% Interest begins on all unpaid Real & Personal Property Taxes
October 1	Junkyard Licenses Due

Town Meeting & Elections

May 19	***MSAD 52 School Budget Validation Vote 1PM-7PM
June 14	***Ballot Vote for Town Officials 8PM-8PM
	***Ballot for Primary Election 8PM-8PM
June 18	Annual Town Meeting, Greene Central School 9AM
November 8	***State Elections 8AM-8PM

** Dates subject to change at Town Meeting

*** Absentee ballots are available before each election – contact the Greene Town Office.
If you have any questions, contact the Greene Town Office.

Save this page for reference

Telephone Directory

Animal Control Officer - Wendell Strout, Jr. _____ 212-2395

Cable TV - Spectrum Cable _____ 1-855-991-9968

Code Enforcement Officer – Brent Armstrong _____ 946-5146

EMERGENCY _____ FIRE/POLICE/RESCUE _____ 911

Fire Permits-Free online at www.wardensreport.com

Greene Highway Garage – Gary Bedford, Foreman _____ 946-6089

Greene Town Office _____ M 8:30-7 T-F 8:30-4 _____ 946-5146

Greene Town Office _____ Fax _____ 946-2102

Health Office – Lyndsy Turmel _____ 240-7293

Julia Adams Morse Library - Tuesday-Thursday 12-7 Friday & Saturday 9-3 _____ 946-5544

MDOT State Garage Winthrop Division _____ 377-8117

MSAD 52 _____ Adult Education _____ 225-1010

MSAD 52 _____ Greene Central _____ 946-5681

MSAD 52 _____ Leavitt Area High School _____ 1-800-498-8014 _____ 225-1100

MSAD 52 _____ Tripp Middle School _____ 1-800-498-8013 _____ 225-1070

MSAD 52 _____ School Board Director _____ Brooke Nadeau _____ 740-8123

MSAD 52 _____ School Board Director _____ Kyle Purington _____ 347-0998

MSAD 52 _____ School Board Director _____ Yuri Kowalski _____ 754-4016

MSAD 52 _____ Superintendent _____ Kimberly Brandt _____ 225-1000

Plumbing Inspector- Brent Armstrong _____ 946-5146

Post Office _____ 946-5000

Selectman _____ Donald Bedford _____ 946-5122

Selectman _____ Glenn Chateauvert _____ 689-5372

Selectman _____ John Soucy _____ 576-4852

Selectman _____ Kevin Mower _____ 946-5587

Selectman _____ Anthony Reny _____ 576-3604

Town Manager _____ Carol Buzzell _____ 946-5146

Transfer Station _____ Wed, Fri, Sat 8-4 _____ 946-2093

WGLT TV1301 _____ Greene Local Access Station _____ 946-5146

Save this page for reference